



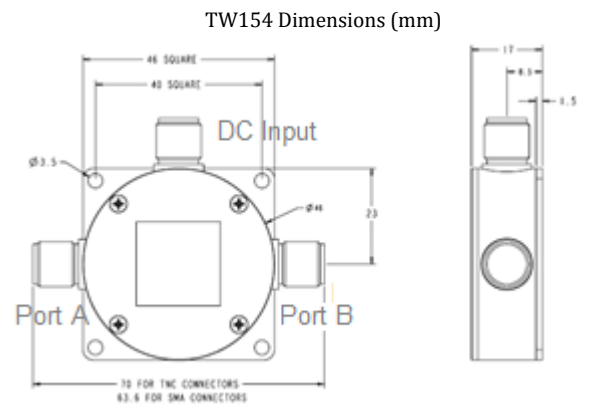
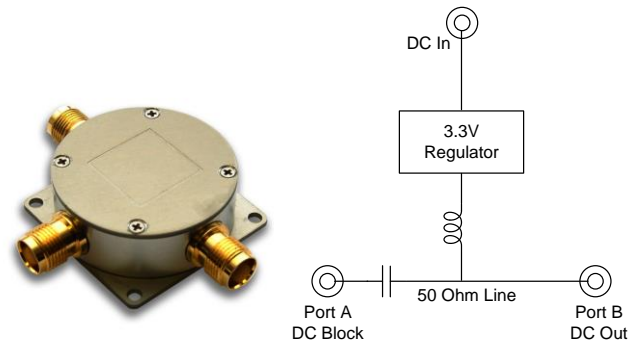
TW154 Regulated 0.5 to 3GHz, 3.3V Bias-Tee

The TW154 is a professional grade wideband Bias-Tee for injecting DC voltages onto coaxial lines. The regulated output voltage and the high output current makes this bias-tee highly suitable for many active antennas and amplifiers. It is useable at higher frequencies with higher insertion loss (see data below).

The TW154 is housed in a robust RF sealed, weatherproof (IP67) clear anodized aluminum enclosure and is available with 3 x SMA or TNC Jack connectors.

Applications

- L-Band Signal Distribution
- GNSS (GPS/GLONASS) Signal Distribution



Features

- Low insertion loss: less than 1 dB at 3 GHz.
- Regulated output voltage: 3.3 VDC
- VSWR: <1.3 @ 3 GHz
- Operating frequency: 0.5 to 3 GHz
- Wide input voltage range: 3.6 to 10 VDC**
- High current output: 350 mA**
- RF sealed, clear anodized aluminum enclosure
- IP67 compliant (TNC Jack connector only)
- SMA or TNC Jack connectors
- RoHS compliant

Benefits

- Compact form factor
- Allows the use of an external power supply
- Fits in line with antenna cable
- Robust design
- Suitable for harsh environments
- Industrial temperature range: -40 to 85 °C

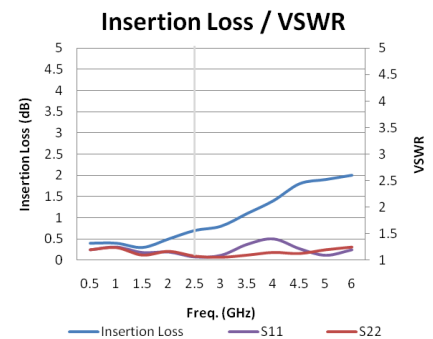


TW154 Regulated 0.5 to 3GHz, 3.3V Bias-Tee Specifications

VCC=5V, over full bandwidth, T=25 °C

Electrical

- Operational Frequency 0.5 to 3 GHz
- VSWR (50Ω) <1.3 @ 3 GHz
- Insertion Loss <1 dB at 3 GHz.
- Supply Current <101 mA at Iout=100 mA
- Output Current* up to 350 mA
- Input Supply Voltage** 3.6 to 10 VDC
- Output Voltage 3.3 VDC ± 2.5%
- Quiescent Current (no load) @Vin=10V <250 µA



* The output current limit should be de-rated to restrict the maximum power dissipated w and should be calculated as $I_{max} \leq (125 - T_{amb}) / (70 * (V_{in} - V_o))$.

** The drop-out voltage of the TW154 Bias-Tee is ≤ 0.15 V at Iout =100 mA and ≤ 0.6 V at Iout=350 mA

Mechanicals

- Size 1.81" L x 1.81" W x 0.669" H (46 mm L x 46 mm W x 17 mm H)
- Weight 100 g (0.22 lbs)
- Connectors SMA Jack or TNC Jack
- DC Connector SMA jack or TNC Jack
- Operating Temp. Range -40 to +85 °C
- Enclosure Clear anodized aluminum
- Environmental RoHS, and IP67 compliant (32-0154-2 only)
- Warranty One year - parts and labour

Ordering Information

- TW154 Bias-Tee with SMA Jack connector (for internal use) 32-0154-0
- TW154 Bias-Tee with TNC Jack connector (for internal use) 32-0154-1
- TW154 Bias-Tee with TNC Jack connector (for external use) 32-0154-2

Please contact Tallysman Wireless for additional information

Tallysman Wireless Inc

36 Steacie Drive
Ottawa ON K2K 2A9 Canada
Tel 613 591 3131 Fax 613 591 3121
sales@tallysman.com

The information provided herein is intended as a guide only and is subject to change without notice. This document is not to be regarded as a guarantee of performance. Tallysman Wireless Inc. hereby disclaims any or all warranties and liabilities of any kind. © 2010 Tallysman Wireless Inc. All rights reserved.