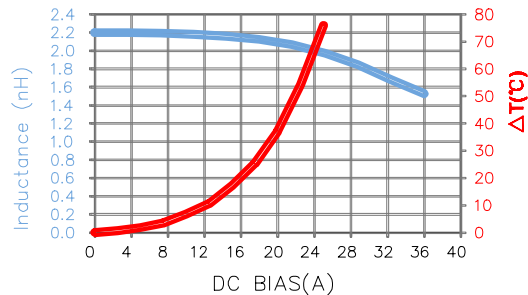
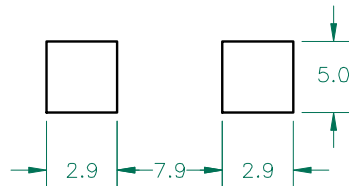


MGV12052R2M-10

PHYSICAL DIMENSIONS:

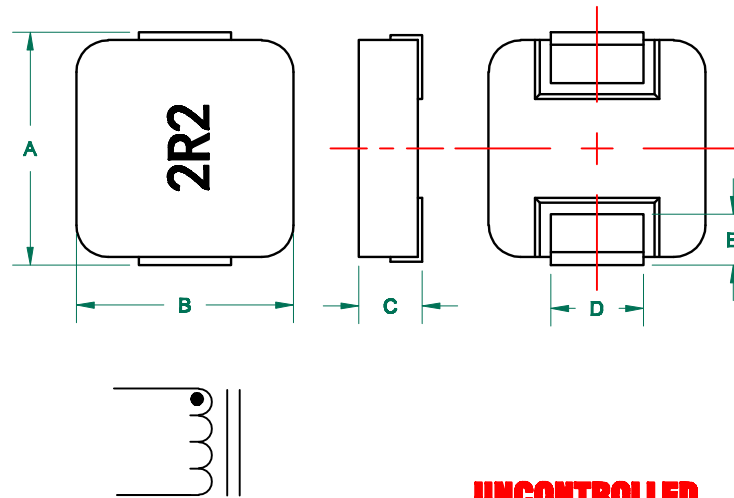
A	13.50	±	0.50
B	12.60	±	0.30
C	5.00	±	0.30
D	3.60	±	0.50
E	2.30	±	0.50

LAND PATTERNS FOR REFLOW SOLDERING



	Min	Nom	Max
INDUCTANCE (uH) L @ 100 KHz/0.25V ± 20%	1.76	2.20	2.64
DCR (Ω)			0.0055

Saturation Current ³ Isat (A)	32.00
Temperature Rise Current Irms ⁴ (A)	20.00



UNCONTROLLED DOCUMENT



NOTES: UNLESS OTHERWISE SPECIFIED

- COMPONENTS SHOULD BE ADEQUATELY PREHEATED BEFORE SOLDERING.
- OPERATION TEMPERATURE RANGE:
-40°C~+125°C
- SATURATION CURRENT Isat IS DEFINED AS MAXIMUM AMOUNT OF CURRENT BY WHICH INDUCTANCE WILL DROP BY TYPICAL VALUE OF 25% OF INITIAL INDUCTANCE (Ta=25±5°C).
- TEMPERATURE RISE CURRENT (Irms): DEFINITION OF TEMPERATURE RISE CURRENT: DC CURRENT THAT CAUSES THE TEMPERATURE RISE (ΔT =40°C) FROM 25°C AMBIENT.

DIMENSIONS ARE IN mm.				This print is the property of Laird Tech. and is loaned in confidence subject to return upon request and with the understanding that no copies shall be made without the written consent of Laird Tech. All rights to design or invention are reserved.			
REV	DESCRIPTION	DATE	INT	PROJECT/PART NUMBER:	REV	PART TYPE:	DRAWN BY:
A	ORIGINAL DRAFT	1/30/12	QIU	MGV12052R2M-10	C	POWER INDUCTOR	QIU
B	CORRECT MARKING AND DIMENSION	03/21/12	QIU	SCALE:	NTS	SHEET:	1 of 1
C	CHANGE TOLERANCE OF D FROM 0.30	03/26/13	QIU	DATE:	1/30/12	TOOL #	-
REV	DESCRIPTION	DATE	INT	CAD #	MGV12052R2M-10-C		