PART NO. SEE CHART
DWG. NO. SDA 95052

NOTES :

1- MATERIAL : HOUSING : POLYESTER G.F. 94V0
COLOR : BLACK
TERMINAL : PHOSPHOR BRONZE,
PLATED WITH (0.00127)/.000050 MIN. GOLD IN CONTACT AREA , (0.00190)/.000075 MIN (90/10) TIN/LEAD IN TAIL AREA BOTH OVER (0.00127)/.000050 MIN NICKEL OVERALL
SHIELD : BRASS PLATED WITH (0.0020)/.000078 MIN TIN/LEAD
SHUNT : PHOSPHOR BRONZE PLATED WITH (0.0020)/.000078 MIN TIN/LEAD
2- JACK FOR MATING WITH F.C.C. 68 TYPE PLUG MOLEX 95043 SERIES
3- P.C.BOARD THICKNESS : (1.57)/.062 .
4- PRODUCT SPECIFICATION PS-95040
5- APPLICATION SPECIFICATION AS-95001
6- PACKAGING SPECIFICATION PK-95022

ENG. NO.	HSG SIZE	LOADED CKTS	WITH RIBS	WITH SHUNT	TOOLED
95052-2881	8	8	NO	NO	NO
95052-2885	8	8	NO	YES	NO
95052-2886	8	8	YES	YES	NO
95052-2887	8	8	YES	NO	YES

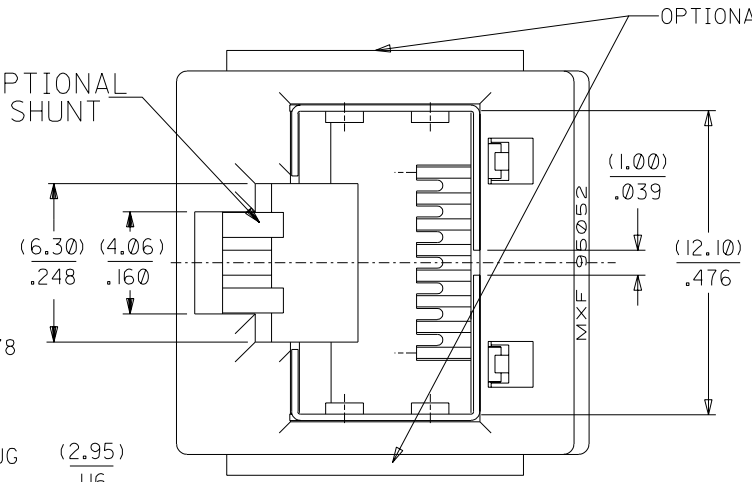

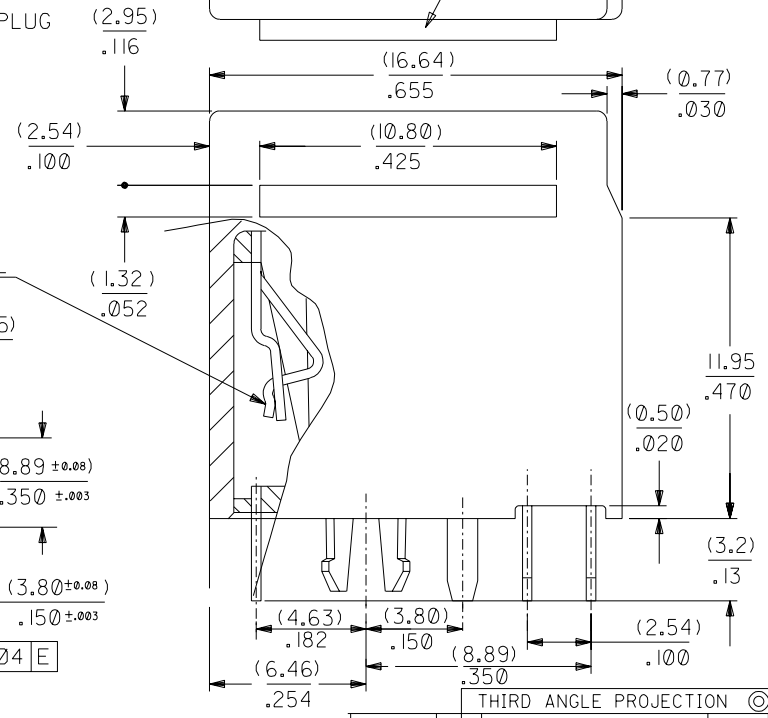

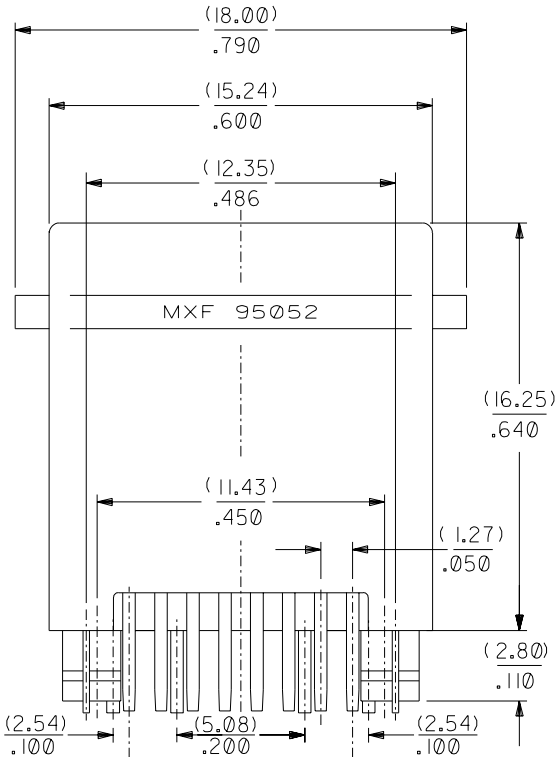

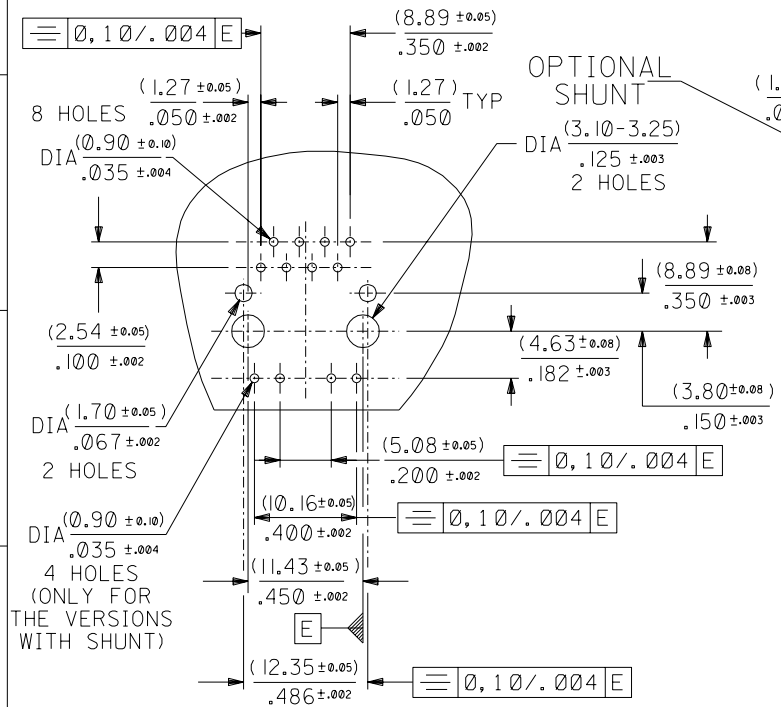

P.C.B. MOUNTING PATTERNS
(SCALE 2 : 1)

THIRD ANGLE PROJECTION

REVISE ONLY ON CAD SYSTEM | SH. | REV.

ECN MG 1998-2638 98-01-26 Er

REVISIONS | LTR | C

FOR PREVIOUS REVISIONS SEE MRI LIST

UNLESS OTHERWISE SPECIFIED TOLERANCES: ANGULAR ±2°

	INCH	METRIC
3 PLACE	± .010	±
2 PLACE	± .014	± 0.25
1 PLACE	±	± 0.35

DRAFT WHERE APPLICABLE MUST REMAIN WITHIN DIMENSIONS

DESIGN DIMENSION ☒ MM ☐ IN.

EQUIVALENT DIMENSION ☐ MM ☒ IN.

IF TWO DIMENSIONS ARE SHOWN THE UPPER IS THE DESIGN DIMENSION, LOWER IS SECONDARY

DRWG BY MA | SIGN
CHK'D BY CB | SIGN
APP'D BY JB | SIGN
SCALE 5:1

CADCAM PROJECT NAME S95052X1 DGN

THIS DRAWING CONTAINS INFORMATION THAT IS PROPRIETARY TO MOLEX INC. & SHOULD NOT BE USED WITHOUT WRITTEN PERMISSION

TITLE
TOP ENTRY SHIELDED AND SHUNTED JACK W.E. TYPE

molex MOLEX EUROPE

SHEET NO. 1 OF 1 | DATE 92/04/28

PART NO. SEE CHART | DWG NO. SDA 95052 | SIZE B

7132-1283

NOTES :

1- MATERIAL : HOUSING : POLYESTER G.F. 94V0
COLOR : BLACK
TERMINAL : PHOSPHOR BRONZE,
PLATED WITH (0.00127)/.000050 MIN. GOLD
IN CONTACT AREA , (0.00190)/.000075 MIN
PURE TIN IN TAIL AREA BOTH OVER
(0.00127)/.000050 MIN NICKEL OVERALL
SHIELD : BRASS PLATED WITH (0.0020)/.000078
MIN TIN
SHUNT : PHOSPHOR BRONZE PLATED WITH
(0.0020)/.000078 MIN PURE TIN
2- JACK FOR MATING WITH F.C.C. 68 TYPE PLUG
MOLEX 95043 SERIES
3- P.C.BOARD THICKNESS : (1.57)/.062 .
4- PRODUCT SPECIFICATION PS-95040
5- APPLICATION SPECIFICATION AS-95001
6- PACKAGING SPECIFICATION PK-95022

ENG. NO.	HSG SIZE	LOADED CKTS	WITH RIBS	WITH SHUNT	TOOLED
95052-2881	8	8	NO	NO	NO
95052-2885	8	8	NO	YES	NO
95052-2886	8	8	YES	YES	NO
95052-2887	8	8	YES	NO	YES

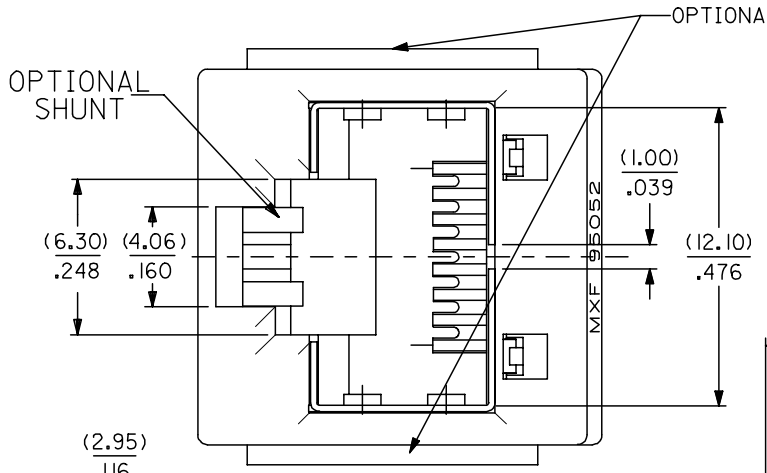

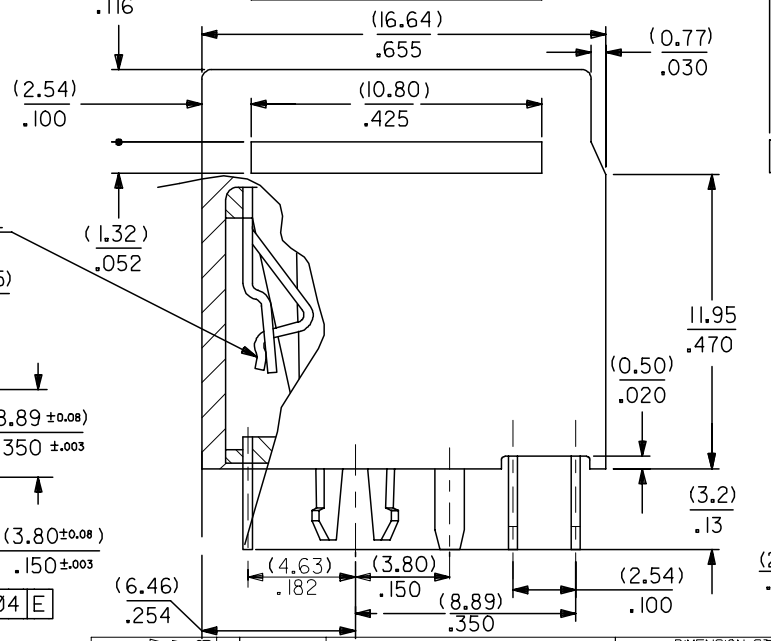

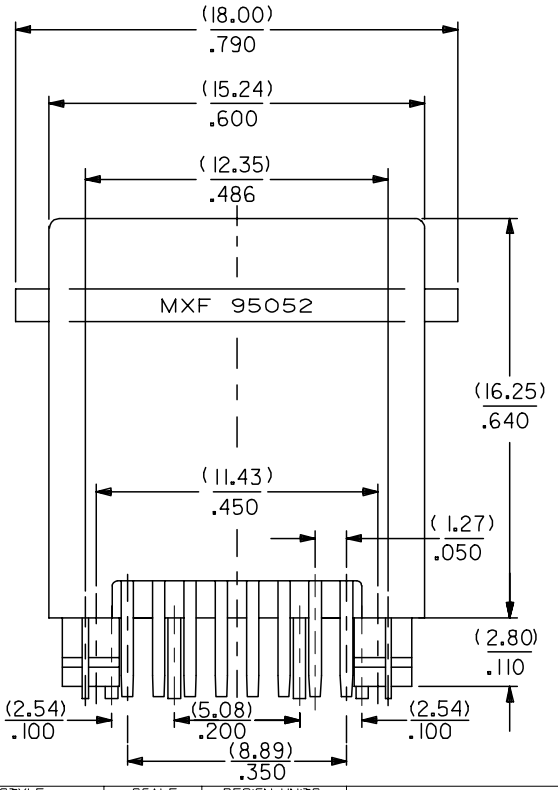

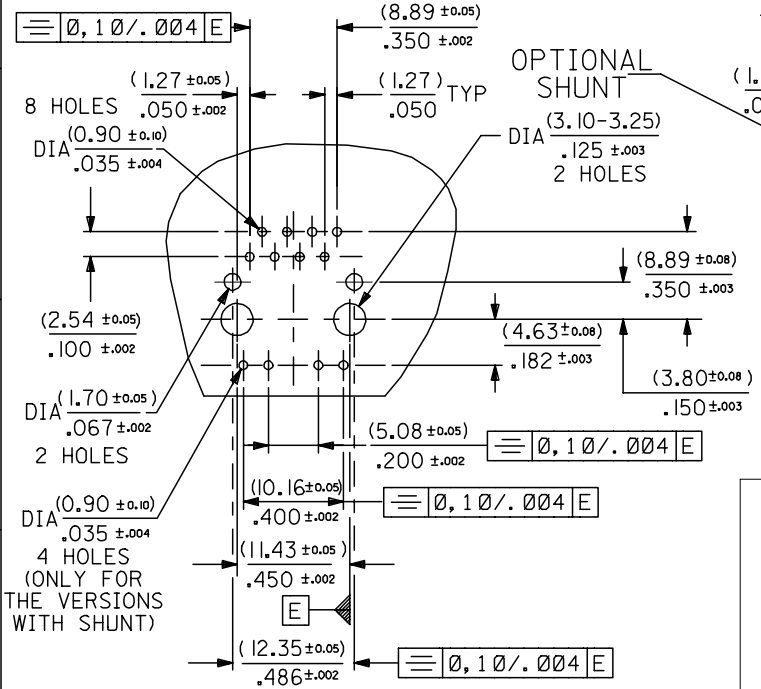

P.C.B. MOUNTING PATTERNS
(SCALE 2 : 1)

EC NO: MG2005-0180 2004/11/17
DRWN: TMARTIN 2004/11/17
CH'KD: FCARABET 2004/11/17
APPR: KNOLLER 2004/11/18
DESCRIPTION
REV D

QUALITY SYMBOLS
▼ =0
▽ =0

GENERAL TOLERANCES (UNLESS SPECIFIED)

	mm	INCH
4 PLACES	± ---	± ---
3 PLACES	± ---	± .010
2 PLACES	± 0.25	± .014
1 PLACE	± 0.35	± ---
ANGULAR ± 2 °		

DRAFT WHERE APPLICABLE MUST REMAIN WITHIN DIMENSIONS

DIMENSION STYLE: MM/IN
SCALE: 5:1
DESIGN UNITS: METRIC
THIRD ANGLE PROJECTION

		DATE
DRAWN BY	MA	1998/26/01
CHECKED BY	CB	1998/26/01
APPROVED BY	JB	1998/26/01

TITLE: TOP ENTRY SHIELDED AND SHUNTED JACK W.E. TYPE

MOLEX INCORPORATED

MATERIAL NO.: SEE CHART
DOCUMENT NO.: SDA-95052
SHEET NO.: 1 OF 1

SIZE A3

THIS DRAWING CONTAINS INFORMATION THAT IS PROPRIETARY TO MOLEX INCORPORATED AND SHOULD NOT BE USED WITHOUT WRITTEN PERMISSION