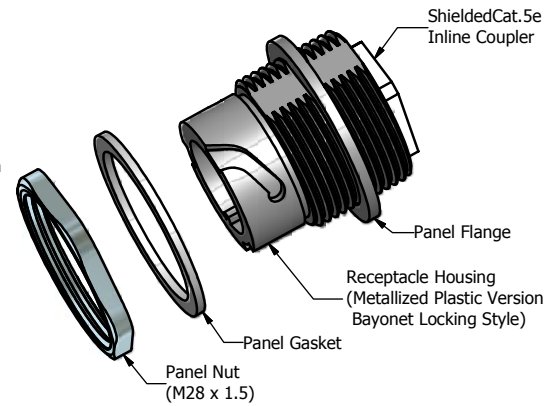


Protective Cover
(Metallized Plastic Version
Bayonet Locking Style)

Tether



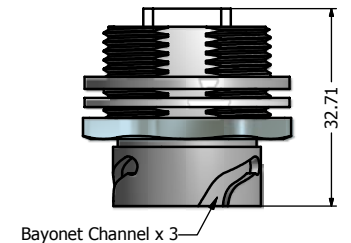
Shielded Cat.5e
Inline Coupler

Panel Flange

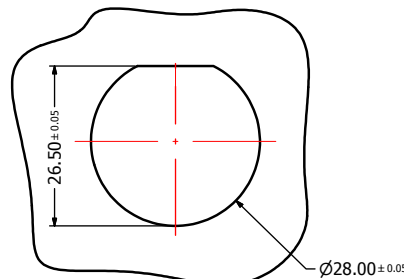
Receptacle Housing
(Metallized Plastic Version
Bayonet Locking Style)

Panel Gasket

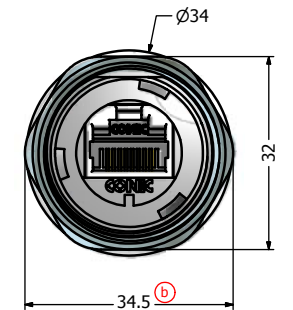
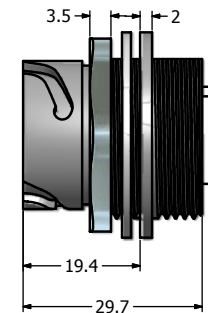
Panel Nut
(M28 x 1.5)



Bayonet Channel x 3



Recommended Panel Cutout (b)



Notes:

1. Electrical Specifications:

- Meets EIA/TIA-568-B.2 Cat.5e Specification
- Contact Resistance: 20mOhm max.
- Insulation Resistance: 500MOhm min. @ 100 VDC
- Current Rating: 1.2A max. at 25° C
- Working Voltage: 100 VDC
- DWV: 1000 VDC/60s Contact to Contact, 1500 VDC/60s Contact to Metal Shell
- Operating Temperature: -40° C to +85° C

2. Material and Finish:

- Receptacle Housing: Metallized ABS (Nickel Plated); UL94 V-0
- Cover Coupling Ring: Metallized ABS (Nickel Plated); UL94 V-0
- Panel Nut: Brass, Finish: Nickel Plated
- Panel Gasket: Silicon, Color: White
- Cover Gasket: Silicon, Color: White
- Tether: Polycarbonate, Color: Black
- Cat.5e RJ45 Inline Coupler Metal Shell: Copper Alloy, Nickel Plated
- Cat.5e RJ45 Inline Coupler Plastic Housing: Glass filled PBT UL94 V-0, Color: Black
- Cat.5e RJ45 Inline Coupler Contacts: Phosphor Bronze, Finish: 50u" Gold min. over Nickel

3. Connector can be front or rear mounted to a maximum panel thickness of 3.2mm.

4. IP67 rated when covered or fully mated with the appropriate mating connector

5. RoHS compliant

Directive 2002/95/EC RoHS Compliant

THIS DRAWING MAY NOT BE COPIED, REPRODUCED, OR REPRODUCED IN ANY WAY AND MAY NOT BE PASSED ON TO A THIRD PARTY WITHOUT WRITTEN PERMISSION. OWNERSHIP AND COPYRIGHT OF CONEC CORPORATION. DO NOT ALTER CAD DRAWING BY HAND	Customer:			Tolerance Unless otherwise specified 0 PLC ±0.50 1 PLC ±0.38 2 PLC ±0.25 3 PLC ±0.10 ANGLES ±3°		Scale: 1:2:1	Dim. in mm	
	Name	Title	Approval Date			Material: See Notes		
				2011	Date	Name	File: Receptacle & Cover Assembly Kit	
				Draw.	Jan. 28	Vincent Ke	Metallized Plastic Housing and Cover	
				Appd.	Jan. 28	J. Chaudry	with Shielded Cat. 5e RJ45 Inline Coupler	
			Norm			Drawing No.: 17K1A185	DIN A3	
			Rev.	Changes	Date	Name	Sheet 1/1	
			CONEC		Part No.: 17-10011			