

# Application Tooling

PERISHABLE TOOLING FOR: T-8367-B (32 - 36 AWG)

11-40-2158

Rev. A

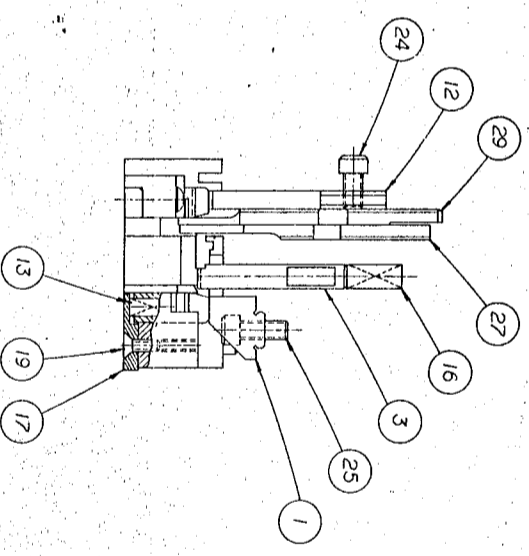
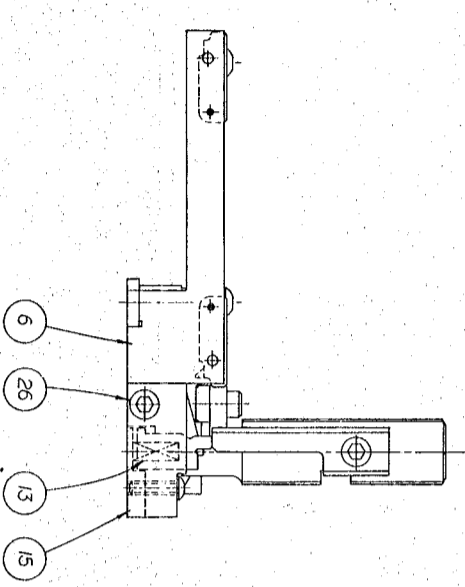
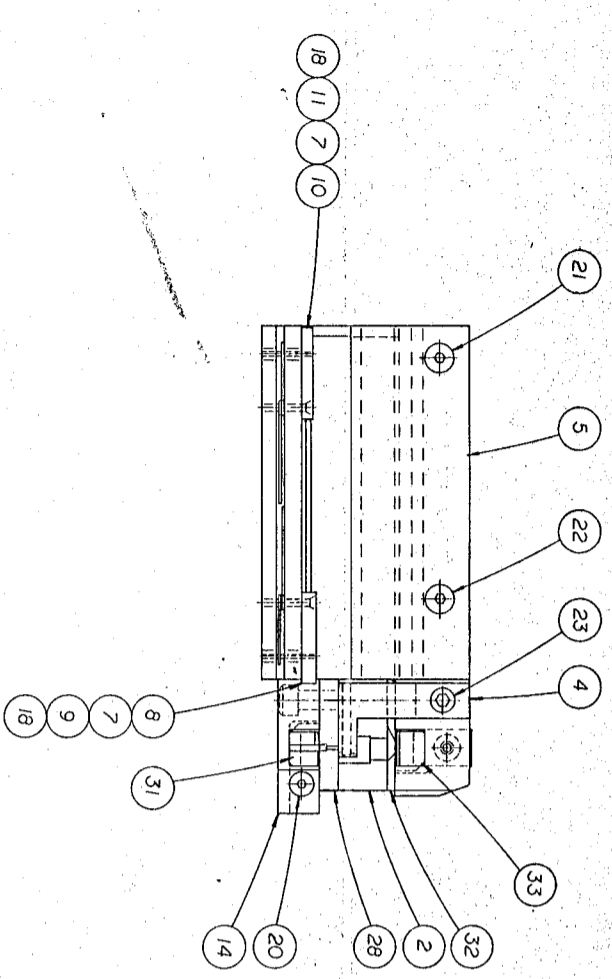
| TERMINAL # X41951      |                             |                                     |   |
|------------------------|-----------------------------|-------------------------------------|---|
| Order #                | Engr.#                      | Req.                                | Description   |
| 11-40-4386             | 8341-12                     | 1                                   | Conductor Punch   |
| 11-40-4387             | 8341-13                     | 1                                   | Combination Anvil                                       |
| 11-40-4388             | 8341-14                     | 1                                   | Insulation Punch  |
| 11-24-1105             | 6116-1                      | 1                                   | Cut-Off Plunger, Front                                  |
| 11-40-4779             | 8367-5                      | 1                                   | Cut-Off Blade   |
| 11-40-4379             | 8341-5                      | 1                                   | Cut-Off Plunger, Rear                                   |
| 11-40-3153             | K8367-B                     | Tool kit complete (ALL ABOVE ITEMS) |   |
| SPECIFICATIONS         |                             |                                     |   |
| INSULATION DIA. (MAX.) |                             | $\frac{.025}{(.635MM)}$             | WIRE STRIP LENGTH $\frac{.125 - .140}{(3,17 - 3,56MM)}$ |
| WIRE GA.               | CONDUCTOR CRIMP HEIGHT      |                                     | PULL OFF FORCE  |
| 32 - 36                | .026 - .027 (0,66 - 0.69MM) |                                     | 1# (0.45 kg)  |

- CUSTOMER LOG FOR MACHINE SETTINGS -

| WIRE GA. | WIRE SETTING | INSULATION DIA./COLOR | INSUL. SETTING | FEED POSITION |
|----------|--------------|-----------------------|----------------|---------------|
|          |              |                       |                |               |
|          |              |                       |                |               |
|          |              |                       |                |               |
|          |              |                       |                |               |
|          |              |                       |                |               |
|          |              |                       |                |               |
|          |              |                       |                |               |
|          |              |                       |                |               |
|          |              |                       |                |               |
|          |              |                       |                |               |

WE RECOMMEND THAT AN EXTRA SET OF PERISHABLE TOOLING FOR THIS TERMINATOR BE MAINTAINED IN YOUR FACTORY.

PART NO. 11-40-2158  
 FIG. NO. 7-8367-B



| EMP. NO.   | ITEM SIZE | ENG. NO. | DESCRIPTION                   | REQ'D. |
|------------|-----------|----------|-------------------------------|--------|
| 11-40-4390 | 1         | 8341-6   | CUT OFF PLUNGER STRIKER, REAR |        |
| 11-40-4734 | 2         | 8367-4   | SPACER                        |        |
| 11-40-4772 | 3         | 8367-6   | TERMINAL HOLD DOWN            |        |
| 11-40-4383 | 4         | 8341-9   | WIRE STOP                     | 1 EA.  |
| 11-40-4735 | 5         | 8367-2   | REAR COVER                    |        |
| 11-40-4736 | 6         | 8367-1   | TERMINATOR BASE & TRACK       |        |
| 11-40-4069 | 7         | 8302-103 | PIVOT PIN                     | 2      |
| 11-40-4193 | 8         | 8326-19  | STOP FINGER                   |        |
| 11-40-4145 | 9         | 8302-111 | TORSION SPRING (STOP FINGER)  |        |
| 11-40-4068 | 10        | 8302-102 | DRAG FINGER                   | 1 EA.  |
| 11-40-4144 | 11        | 8302-110 | TORSION SPRING                |        |
| 11-40-4039 | 12        | 8302-5   | PLUNGER STRIKER, FRONT        |        |
| 11-24-1067 | 13        | 4996-4   | CUT OFF PLUNGER SPRING        | 2      |
| 11-40-4172 | 14        | 8303-7   | C/O PLUNGER RETAINER          |        |
| 11-24-1029 | 15        | 4996-11  | SPRING PLATE, FRONT           |        |
| 11-17-0022 | 16        | 1739-21  | TERMINAL HOLD DOWN SPRING     | 1 EA.  |
| 11-40-4737 | 17        | 8367-3   | SPRING PLATE, REAR            |        |
|            | 18        |          | 3/64 & SPIROL PIN X .62 LONG  | 2      |
|            | 19        |          | #5-40 X 3/8 LG. F.H.C.S.      |        |
|            | 20        |          | #6-32 X 1/2 LG. B.H.C.S.      |        |
|            | 21        |          | #8-32 X 3/8 LG. B.H.C.S.      |        |
|            | 22        |          | #8-32 X 1/2 LG. B.H.C.S.      |        |
|            | 23        |          | #8-32 X 5/8 LG. S.H.C.S.      | 1 EA.  |
|            | 24        |          | #10-32 X 3/8 LG. S.H.C.S.     |        |
|            | 25        |          | #10-32 X 1/2 LG. S.H.C.S.     |        |
|            | 26        |          | #10-32 X 1/2 LG. S.H.C.S.     |        |

| PERISHABLE TOOLING |    |          |                            |       |
|--------------------|----|----------|----------------------------|-------|
| 11-40-4386         | 27 | 8341-12  | CONDUCTOR PUNCH            |       |
| 11-40-4387         | 29 | 8341-13  | COMBINATION ANVIL          |       |
| 11-40-4388         | 29 | 8341-14  | INSULATION PUNCH           |       |
| 11-24-1105         | 31 | 6716-1   | CUT OFF PLUNGER, FRONT     | 1 EA. |
| 11-40-4779         | 32 | 8367-5   | CUT OFF BLADE              |       |
| 11-40-4379         | 33 | 8341-5   | CUT OFF PLUNGER, REAR      |       |
| 11-40-3153         |    | K-8367-B | TOOL KIT (ALL ABOVE ITEMS) |       |

TERMINATOR ASSEMBLY FOR  
 TERMINAL X-41951(32-36 AWG.)  
 MOIEX INCORPORATED  
 DATE 1-26-87  
 11-40-2158  
 T-8367-B/D