

Flush-type connector - SACC-DSI-FSD-4CON-L180/SH RD - 1457966

Please be informed that the data shown in this PDF Document is generated from our Online Catalog. Please find the complete data in the user's documentation. Our General Terms of Use for Downloads are valid (<http://phoenixcontact.com/download>)



Sensor/actuator flush-type plug, 4-pos., M12 SPEEDCON, D-coded, with red contact carrier, rear/screw mounting with M16 thread, with straight solder connection

Why buy this product

- ✓ Easy PCB assembly: one-piece connectors for wave soldering
- ✓ All standard pin assignments and codings for signal, data, and power transmission with a uniform design-in design
- ✓ For high transmission reliability: optional shield connection to the housing by means of shield contact



Key Commercial Data

Packing unit	20 STK
GTIN	
GTIN	4046356632720

Technical data

Dimensions

Length of the solder pin	6 mm
--------------------------	------

Ambient conditions

Ambient temperature (operation)	-20 °C ... 60 °C (cable, fixed installation)
Degree of protection	IP67

General

Rated current at 40°C	4 A
Rated voltage	250 V
Rated surge voltage	2.5 kV
Number of positions	4
Insulation resistance	≥ 100 MΩ
Coding	D - data
Status display	No

Flush-type connector - SACC-DSI-FSD-4CON-L180/SH RD - 1457966

Technical data

General

Overvoltage category	II
Degree of pollution	3
Connection method	Solder pins
Torque	3 Nm ... 4 Nm (Installation-side)
Mounting type	Rear mounting Pg9 With flat nut

Material

Flammability rating according to UL 94	V0
Contact material	CuZn
Contact surface material	Au
Contact carrier material	PA 66
Material, knurls	Zinc die-cast, nickel-plated
Sealing material	NBR

Standards and Regulations

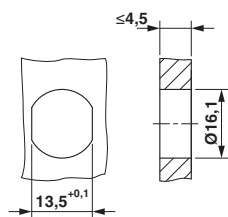
Flammability rating according to UL 94	V0
--	----

Environmental Product Compliance

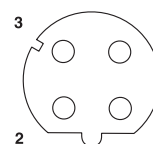
China RoHS	Environmentally Friendly Use Period = 50
	For details about hazardous substances go to tab "Downloads", Category "Manufacturer's declaration"

Drawings

Dimensional drawing



Schematic diagram

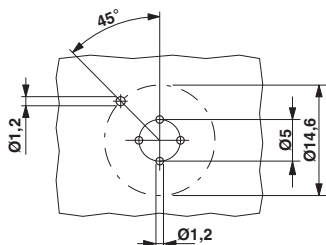


Pin assignment M12 socket, 4-pos., D-coded, female side

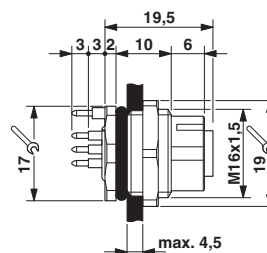
Housing cutout for M16 fastening thread, mounting panel with feed-through hole (alternatively with area as anti-rotation protection for panel thicknesses > 2 mm up to max. 4.5 mm)

Flush-type connector - SACC-DSI-FSD-4CON-L180/SH RD - 1457966

Drilling diagram

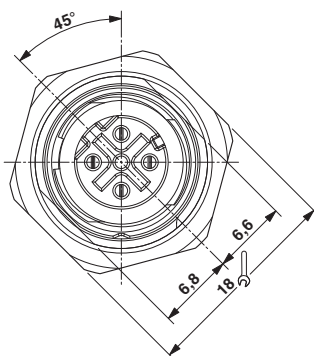


Dimensional drawing



M12 flush-type connector

Dimensional drawing



M12 front view

Approvals

Approvals

Approvals

UL Recognized / cULus Recognized / EAC


Ex Approvals


Approval details

UL Recognized		http://database.ul.com/cgi-bin/XYV/template/LISEXT/1FRAME/index.htm	FILE E 118976
mm ² /AWG/kcmil	26-20		
Nominal current I _N	4 A		
Nominal voltage U _N	250 V		

Flush-type connector - SACC-DSI-FSD-4CON-L180/SH RD - 1457966

Approvals

cULus Recognized		http://database.ul.com/cgi-bin/XYV/template/LISEXT/1FRAME/index.htm E221474-20140616
mm ² /AWG/kcmil		22-20
Nominal current I _N		4 A
Nominal voltage U _N		250 V

EAC		B.01742
-----	---	---------

Phoenix Contact 2017 © - all rights reserved
<http://www.phoenixcontact.com>

PHOENIX CONTACT GmbH & Co. KG
Flachsmarktstr. 8
32825 Blomberg
Germany
Tel. +49 5235 300
Fax +49 5235 3 41200
<http://www.phoenixcontact.com>