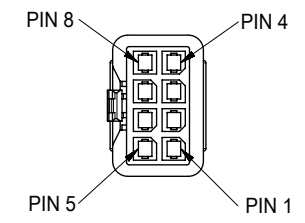
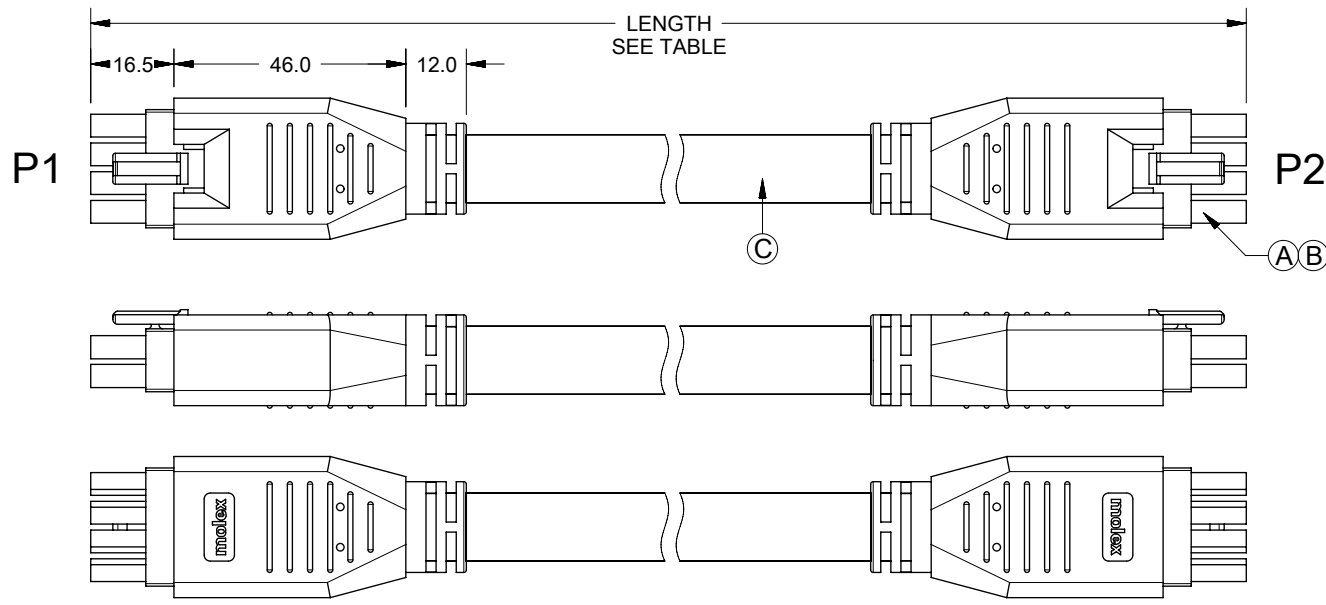
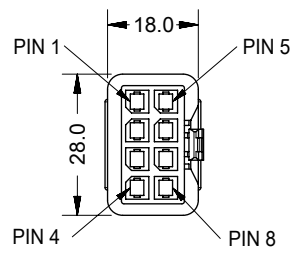


REVISIONS				
EC NO	DATE	REV	DESCRIPTION	CHANGER
NA	2016/02/02	A	INITIAL RELEASE	LH LIU



NOTES:

- MOLDING MATERIAL:
 - INNERMOLD AND STOPPER MOLD: PE RESIN.
 - OVERMOLD: BLACK PVC RESIN.
- ELECTRICAL PERFORMANCE:
 - CURRENT RATING: 11 AMPS.
(EACH APPLICATION SHOULD BE EVALUATED BY THE END USER FOR COMPLIANCE TO SPECIFIC SAFETY AGENCY REQUIREMENTS. THE RATING IS PROVIDED AS REFERENCE. APPROPRIATE DE-RATING IS REQUIRED BASED ON AMBIENT CONDITIONS, COPPER TRACE SIZE ON THE PCB, GROSS HEATING FROM ADJACENT MODULES/COMPONENTS AND OTHER FACTORS THAT INFLUENCE CONNECTOR PERFORMANCE.)
 - VOLTAGE RATING: 300V AC.
 - THIS PRODUCT MUST PASS 100% CONTINUITY TEST PER MOLEX ES-000.
 - DIELECTRIC STRENGTH: 500V DC/0.01 SEC.
 - INSULATION RESISTANCE: 20M OHMS.
- MECHANICAL PERFORMANCE:
 - OVERMOLD SIDE CAN WITHSTAND 5KGF AXIAL TENSILE FORCE FOR ONE MINUTE WITHOUT PHYSICAL DAMAGE.
 - OVERMOLD SIDE CAN PASS THE BENDING TEST IN 100 CYCLES AT EACH OF 2 PLANES, PER EIA364-41 CONDITION I.)
 - MINIMUM DYNAMIC BEND RADIUS: 135MM
 - MINIMUM STATIC BEND RADIUS: 65MM
- TEMPERATURE:
 - OPERATING TEMPERATURE: -20 TO 80 C DEG. (INCLUDING T-RISE FROM APPLIED CURRENT)
- ALL MATERIALS MUST MEET RoHS 2011/65/EU.

P1	WIRE COLOR	P2
PIN 1	BLACK	PIN 1
PIN 2	RED	PIN 2
PIN 3	WHITE	PIN 3
PIN 4	GREEN	PIN 4
PIN 5	ORANGE	PIN 5
PIN 6	BLUE	PIN 6
PIN 7	YELLOW	PIN 7
PIN 8	GRAY	PIN 8

TABLE

2451360820	Megafit 8ckt Black 2M Overmolded	2000+/-20
2451360810	Megafit 8ckt Black 1M Overmolded	1000+/-15
2451360805	Megafit 8ckt Black 500MM Overmolded	500+/-10
PN	TITLE	LENGTH

ITEM	DESCRIPTION	L(MM)	Q'TY
C	8Cx12AWG, UNSH, PVC, BK, OD13.0mm, UL2464	SEE TABLE	
B	Mega-Fit Receptacle Hsg 8 ckt V-0		2
A	Mega-Fit Female Crimp 12 AWG 15 Gold		16

SYMBOLS DIMENSION UNITS: mm SCALE: 1:1.5 CURRENT REV DESC: EC NO: 172186 DRWN: LH LIU 2018/02/09 CHK'D: LH LIU 2018/02/09 APPR: CLAN01 2018/02/12 INITIAL REVISION: DRWN: XJGUO01 2016/06/22 APPR: CLAN01 2018/02/12	THIS DRAWING CONTAINS INFORMATION THAT IS PROPRIETARY TO MOLEX ELECTRONIC TECHNOLOGIES, LLC AND SHOULD NOT BE USED WITHOUT WRITTEN PERMISSION				
	GENERAL TOLERANCES (UNLESS SPECIFIED) ANGULAR TOL ± 2.0° 4 PLACES ± 3 PLACES ± 2 PLACES ± 0.2 1 PLACE ± 0.5 0 PLACES ± DRAFT WHERE APPLICABLE MUST REMAIN WITHIN DIMENSIONS				
DOCUMENT NUMBER: 2014400078 DOC TYPE: PSD DOC PART: 000 REVISION: A1		MATERIAL NUMBER: SEE TABLE CUSTOMER: GENERAL MARKET SHEET NUMBER: 1 OF 1			

DOCUMENT STATUS	P1	RELEASE DATE	2018/02/12	04:31:39
-----------------	----	--------------	------------	----------