



LAIRD TECHNOLOGIES' NEW WIDEBAND, LOWBAND ANTENNA FOR PUBLIC SAFETY

The WPC39S0B-001 is a public safety antenna designed to work at sustained high vehicle speeds and with a heavy-duty cycle (10 minutes @ 100W). It operates in the 39 to 46 MHz frequency band with 2 dBi gain, omnidirectional pattern, and vertical polarization. The antenna possesses excellent return loss with no tuning required, supports wide separation of XMT and RCV frequencies, and supports with more channel pairs.

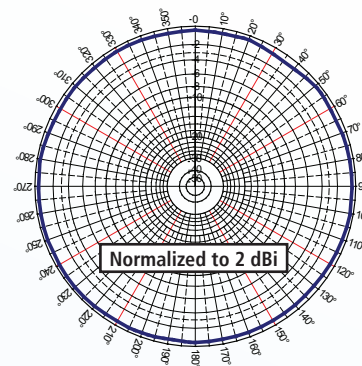
FEATURES

- Operates from 39 MHz to 46 MHz, with no tuning required
- Excellent return loss
- Designed to operate at high vehicle speeds with a heavy duty cycle (10 minutes @ 100W)
- Specially designed to dissipate heat during heavy duty cycles

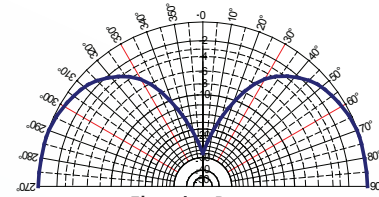
BENEFITS

- Wide bandwidth allows for wide separation of transmit and receive frequencies
- Interoperability with other lowband users

ANTENNA PATTERNS



Azimuth Pattern



Elevation Pattern

VSWR PLOT

VSWR sweeps on a 4 ft by 4 ft metallic surface or car roof –

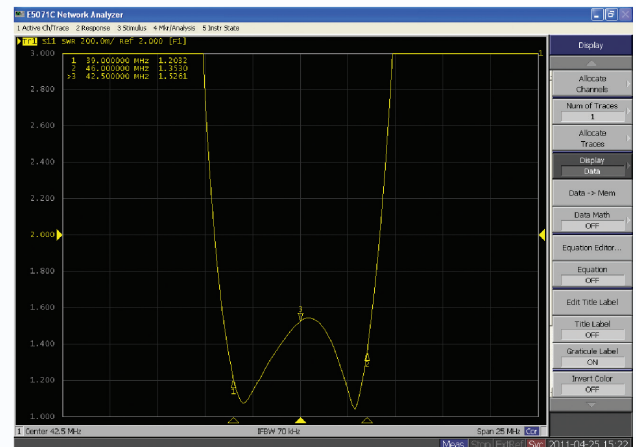
Primary Specification
(VSWR < 1.8:1)

Measure with additional
14-17 ft of RG58A/U

Marker 1: VSWR 1.2:1 @ 39 MHz

Marker 2: VSWR 1.4:1 @ 46 MHz

Marker 3: VSWR 1.5:1 @ 42.5 MHz



Americas: +1.847.839.6907
IAS-AmericasEastSales@lairdtech.com

Europe: +44.(0).1628.858941
IAS-EUSales@lairdtech.com

Asia: +86.21.5855.0827.127
IAS-AsiaSales@lairdtech.com

www.lairdtech.com

ELECTRICAL SPECIFICATIONS

PARAMETER	WPC39S0B-001
Frequency Range	39 - 46 MHz
VSWR	< 1.8:1
Nominal Gain	2 dBi
Power	100 W
Maximum Power	100 W per 8 minutes of continuous power (radio key time)
Nominal Impedance	50 ohm
Polarization	Vertical
Pattern (Elevation° x Azimuth°)	Omnidirectional
Half-Power Beamwidth	110° x 360°
Noise Suppressor	BlackHawk NS1535, 1-35 VOLT, 15Amp Noise Suppressor

MECHANICAL SPECIFICATIONS


PARAMETER	WPC39S0B-001
Height	63-7/8 in
Diameter	1.44 in
Weight	1 lb
Equivalent Flat Plate Area (wind resistance in ft ²)	0.025 ft ²
Coaxial Cable Length & Type	None
Termination	NMO
Mounting Info: <1000 MHz	PN: MB8, MAB8
Mounting Info: DC to 6GHz	PN: MB195

ORDERING INFORMATION

Model	Description	Style	Color
WPC39S0B-001	WHIP, WB, 1/4, 39-46 MHz	Spring	Black



BlackHawk NS1535



MB8 Mount

ANT-DS-WPC39S0B-001 0313

Any information furnished by Laird Technologies, Inc. and its agents is believed to be accurate and reliable. All specifications are subject to change without notice. Responsibility for the use and application of Laird Technologies materials rests with the end user. Laird Technologies makes no warranties as to the fitness, merchantability, suitability or non-infringement of any Laird Technologies materials or products for any specific or general uses. Laird Technologies shall not be liable for incidental or consequential damages of any kind. All Laird Technologies products are sold pursuant to the Laird Technologies' Terms and Conditions of sale in effect from time to time, a copy of which will be furnished upon request. © Copyright 2013 Laird Technologies, Inc. All Rights Reserved. Laird, Laird Technologies, the Laird Technologies Logo, and other marks are trade marks or registered trade marks of Laird Technologies, Inc. or an affiliate company thereof. Other product or service names may be the property of third parties. Nothing herein provides a license under any Laird Technologies or any third party intellectual property rights.