THIS DRAWING IS UNPUBLISHED. RELEASED FOR PUBLICATION -,- .
© COPYRIGHT - BY TYCO ELECTRONICS CORPORATION. ALL RIGHTS RESERVED.

LOC	DIST
ES	00

REVISIONS

P	LTR	DESCRIPTION	DATE	DWN	APVD
	A	REVISED PER ECR-10-005883	14APR2010	SA.Y	SY

1. HOUSING MATERIAL: LIQUID CRYSTAL POLYMER
COLOR: NATURAL.

2. CONTACT MATERIAL: PHOSPHOR BRONZE PER UNS
ALLOY NO. C51100, TEMPER: H04.

3. CONTACT FINISH:(A)
UNDERPLATE (ENTIRE CONTACT):
0.00127 MIN NICKEL PER SAE-AMS-QQ-N-290
ON MATING SURFACES:
CONFORMS TO ALL TESTING SPECIFIED FOR TELCORDIA
UNCONTROLLED ENVIRONMENT.
ON LEADS:
0.00381 MIN MATTE TIN PER ASTM B 545 OVER UNDERPLATE.
LUBRICATION (MIN MATING SURFACES):
SURFACE CONDITIONER AFTER PLATING.

(A) 4. PART MARKING PER TE SPEC 115-9009 LOCATED APPROXIMATELY
AS SHOWN BETWEEN RIBS/SLOTS ON EITHER SIDE OF HOUSING AT
MANUFACTURER'S DISCRETION.

5. PART TO BE MARKED WITH DATE CODE ONLY.

6. OBSOLETE PARTS: OBSOLETE CIS STREAMLINING PER D.RENAUD/D.SINISI

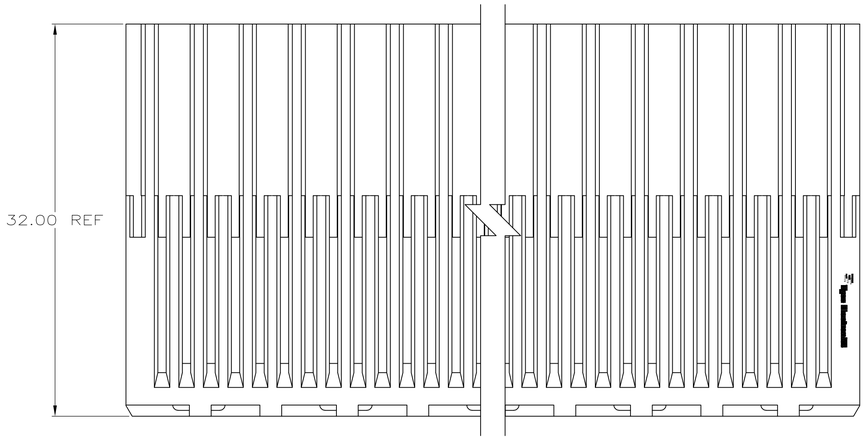

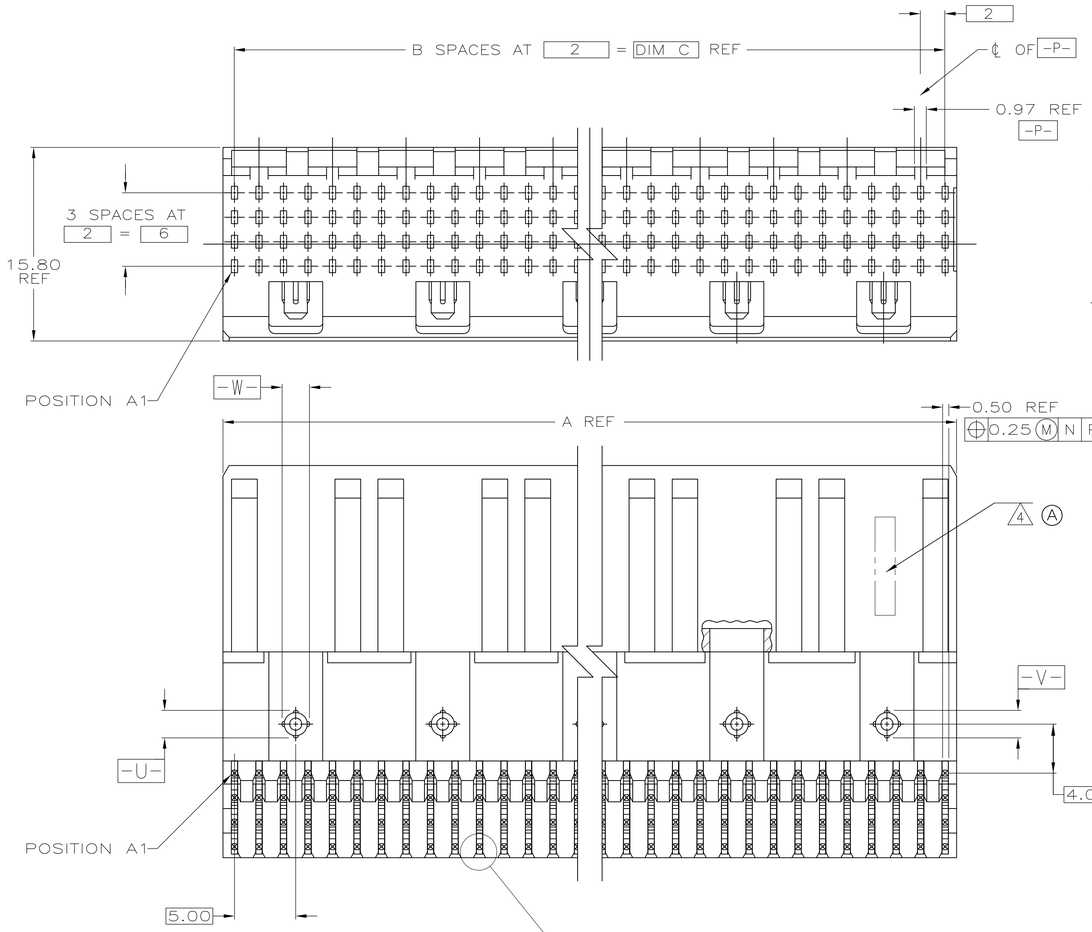

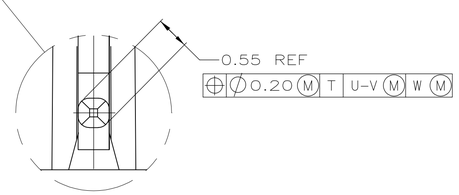

SCALE 20:1

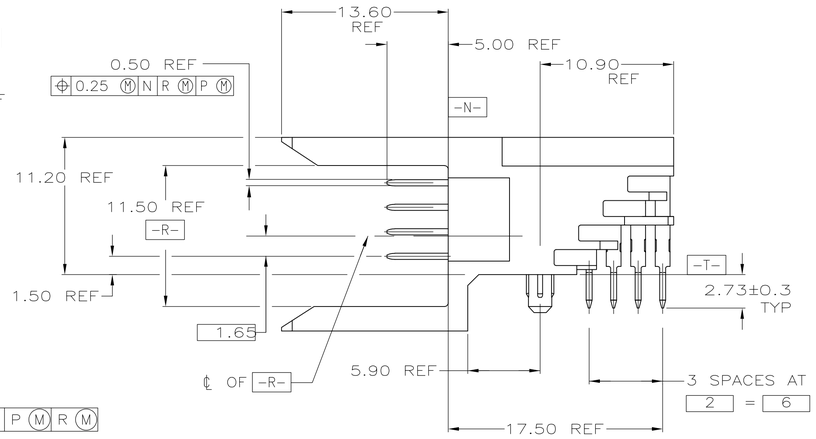

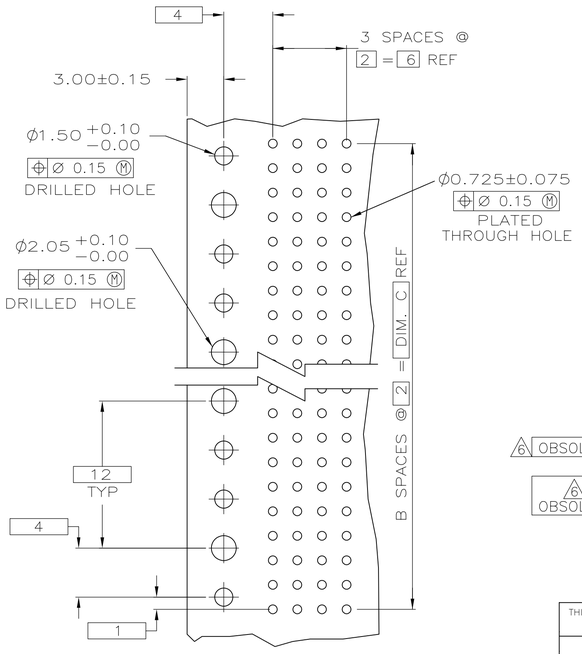

RECOMMENDED CIRCUIT PATTERN
PER IPC-D300 TYPE II, CLASS C
(COMPONENT SIDE)

	C	B	A	FINISH	NO OF POSN	PART NUMBER
	82	41	83.88	3	168	5223513-8
6 OBSOLETE	34	17	35.88	3	72	~~5223513-7~~
	58	29	59.88	3	120	5223513-6
6 OBSOLETE	70	35	71.88	3	144	~~5223513-5~~
	94	47	95.88	3	192	~~5223513-4~~
	46	23	47.88	3	96	5223513-3
	22	11	23.88	3	48	5223513-2
5	10	5	11.88	3	24	5223513-1

THIS DRAWING IS A CONTROLLED DOCUMENT.

DIMENSIONS: mm

TOLERANCES UNLESS OTHERWISE SPECIFIED:
0 PLC ± –
1 PLC ± –
2 PLC ± 0.13
3 PLC ± –
4 PLC ± –
ANGLES ± –

MATERIAL 1 2
FINISH 3

DWN B.MCMASTER 14DEC04
CHK R.WERTZ 14DEC04
APVD R.WERTZ 14DEC04
PRODUCT SPEC —
APPLICATION SPEC —
WEIGHT —

Tyco Electronics
Tyco Electronics Corporation
Harrisburg, PA 17105-3608

NAME
ASSEMBLY, PIN, SIGNAL,
RIGHT ANGLE, 4 ROW, Z-PACK 2mm FB

SIZE	CAGE CODE	DRAWING NO	RESTRICTED TO
A1	00779	C-5223513	—

CUSTOMER DRAWING
SCALE 4:1 SHEET 1 OF 1 REV A