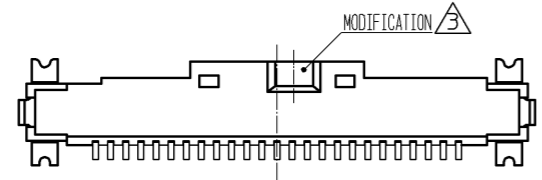
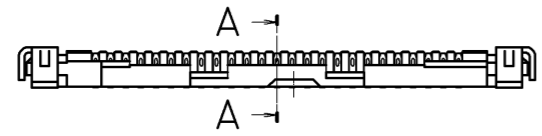
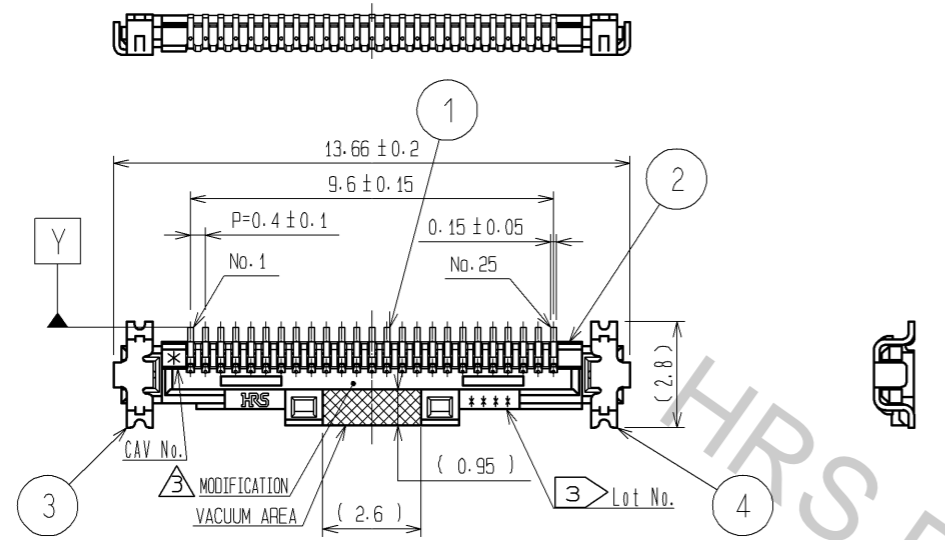
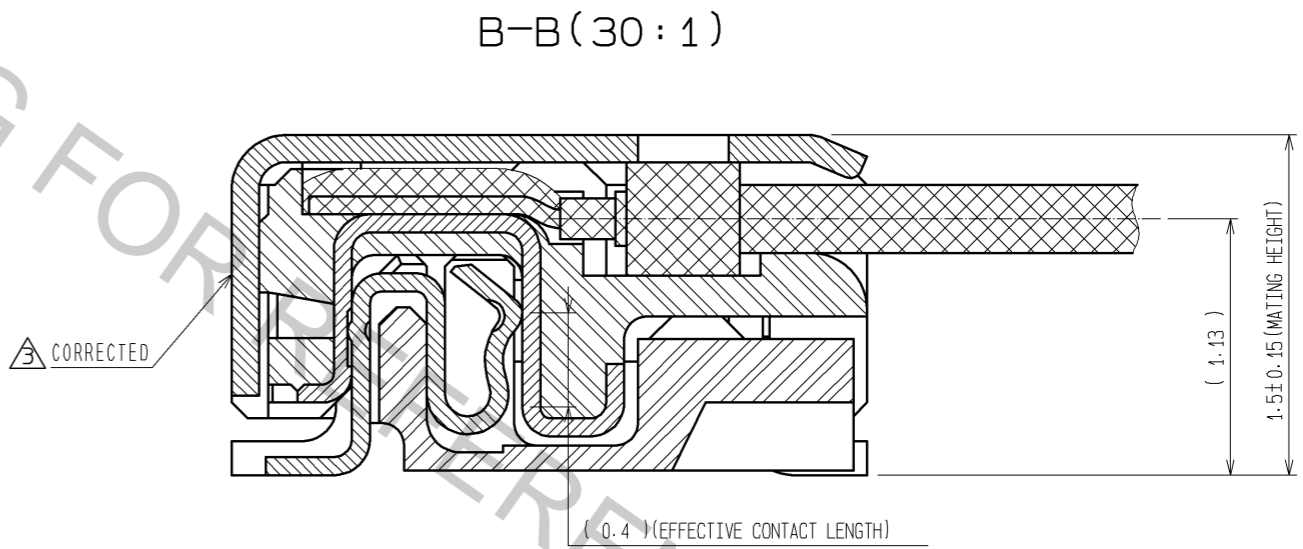
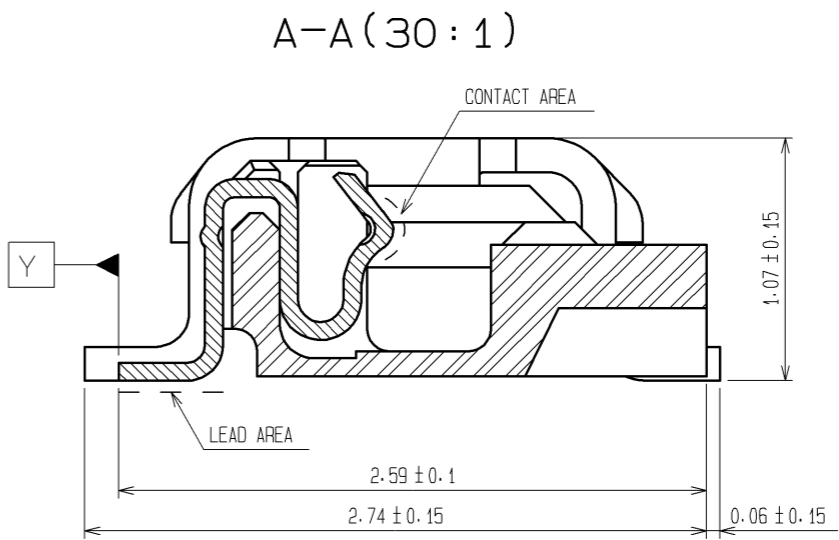
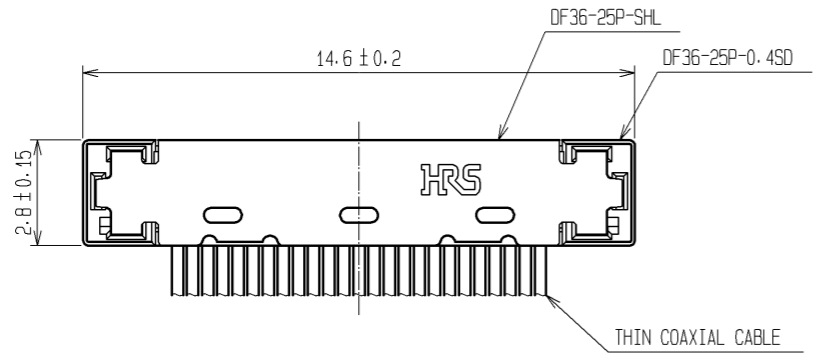


Apr.1.2017 Copyright 2017 HIROSE ELECTRIC CO., LTD. All Rights Reserved.



MATING FIGURE



NOTES

- LEAD CO-PLANARITY SHALL BE 0.1mm MAX.
- STIFFENER IS REQUIRED FOR MOUNTING ONTO FPC IN ORDER TO AVOID STRESS BY FPC SLACKING TO MOUNTED CONNECTOR.
- LOT No. INFORMATION IS SHOWN IN THE TABLE.  
EXAMPLE: 96FD  
-YEAR: 2009 MONTH: July DAY: 15 LINE No.: 4
- UNMATING SHALL BE DONE WITH THE SPECIFIC EXTRACTION TOOL.

YEAR		MONTH		DAY						LINE No.	
YEAR	CODE	MONTH	CODE	DAY	CODE	DAY	CODE	DAY	CODE	LINE No.	CODE
10	0	Jan	A	1	1	11	B	21	M	1	A
11	1	Feb	B	2	2	12	C	22	N	2	B
12	2	Mar	C	3	3	13	D	23	P	3	C
13	3	Apr	D	4	4	14	E	24	Q	4	D
14	4	May	E	5	5	15	F	25	R	5	E
15	5	Jun	F	6	6	16	G	26	S	6	F
16	6	Jul	G	7	7	17	H	27	T	7	G
17	7	Aug	H	8	8	18	J	28	U	8	H
18	8	Sep	I	9	9	19	K	29	V	9	I
09	9	Oct	J	10	A	20	L	30	W	10	J
		Nov	K					31	X		
		Dec	L								

NO.	MATERIAL	FINISH	REMARKS	NO.	MATERIAL	FINISH	REMARKS
3	PHOSPHOR BRONZE	WHOLE AREA : Au PLATING 0.1μm min UNDER PLATING : Ni PLATING 2μm min	7	PS	BLACK		
2	LCP	UL94V-0	5	POLYESTER	CLEAR		
1	PHOSPHOR BRONZE	CONTACT AREA : Au PLATING 0.3μm min LEAD AREA : Au PLATING 0.1μm min UNDER PLATING : Ni PLATING 2μm min	4	PHOSPHOR BRONZE	WHOLE AREA : Au PLATING 0.1μm min UNDER PLATING : Ni PLATING 2μm min		

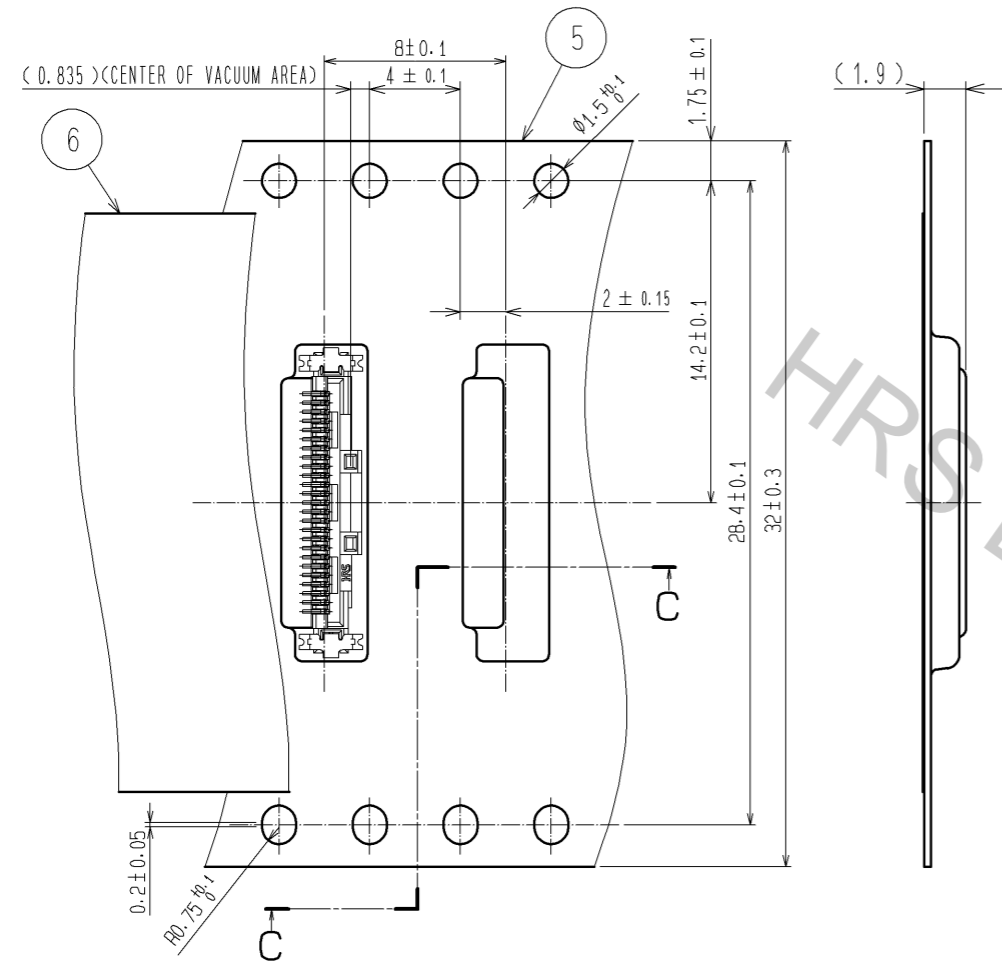
UNITS	SCALE	COUNT	DESCRIPTION OF REVISIONS	DESIGNED	CHECKED	DATE
mm	5 : 1	4	DIS-H-003739	HY. SHIOZAWA	TS. FUKUSHIMA	09.03.11

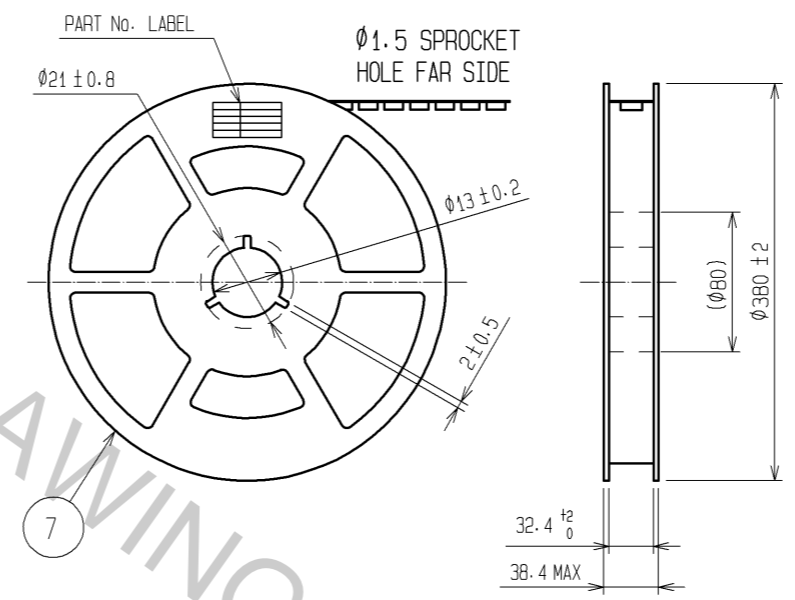
APPROVED	DATE	DRAWING NO.
TY. OMA	07.05.18	EDC3-312852-01
TS. SAKATA	07.05.18	PART NO.
MN. KENJO	07.05.17	DF36-25S-0.4V(51)
HY. SHIOZAWA	07.05.15	CODE NO.
		CL662-4005-1-51

1 2 3 4 5 6 7 8

A  
B  
C  
D  
E  
F



STYLE AND DIMENSION OF REEL (FREE)

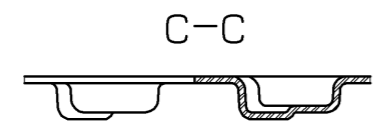


DETAIL OF PART No. LABEL

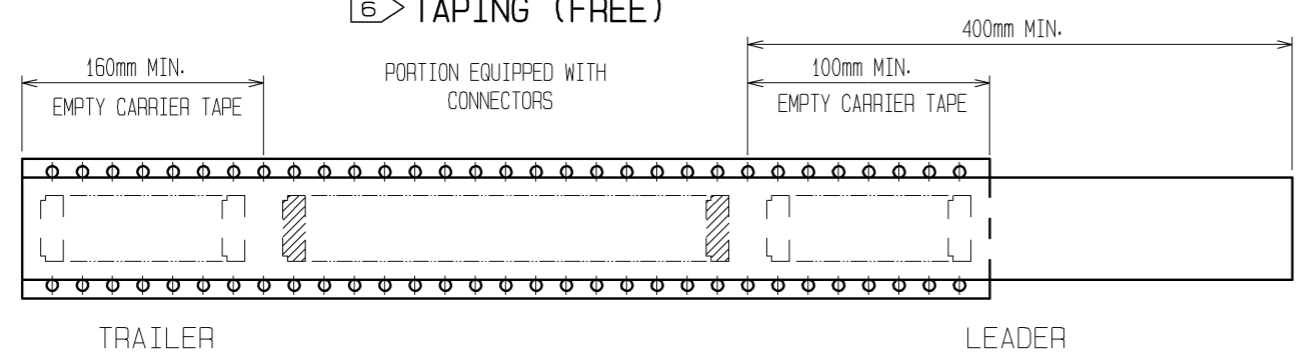
生産月日	年 月 日
製品コード	CL662-4005-1-51
製品名	DF36-25S-0.4V(51)
納入数量	5,000pcs
納入者	ヒロセ電機(株)

SUPPLIER  
QUANTITY  
PART No.  
CODE No.  
DATE OF MANUFACTURED

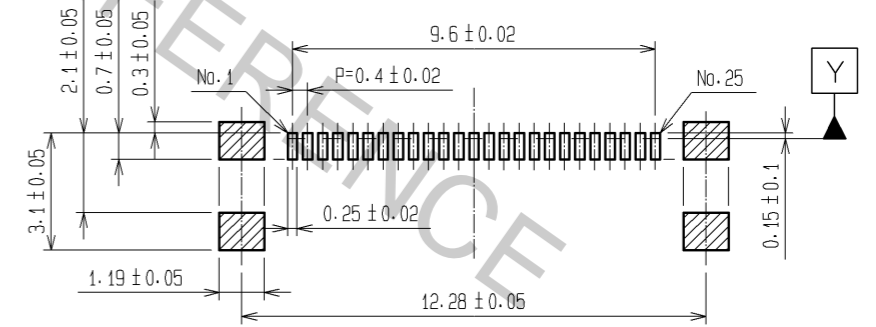
DIRECTION OF UNREELING



TAPING (FREE)



RECOMMENDED PATTERN(5:1)



GROUND AREA

RECOMMENDED METAL MASK

THICKNESS: 0.1mm  
OPENING RATIO: LEAD AREA 90%  
GROUND AREA 90%

- NOTES 5. PER REEL: 5000 COMPONENTS.  
6. REFER TO JIS C 0806. (PACKAGING OF COMPONENTS FOR AUTOMATIC HANDLING)  
7. THE DIMENSIONS IN PARENTHESES ARE FOR REFERENCE.

<b>HRS</b>	DRAWING NO.	EDC3-312852-01
	PART NO.	DF36-25S-0.4V(51)
	CODE NO.	CL662-4005-1-51
		2/2