



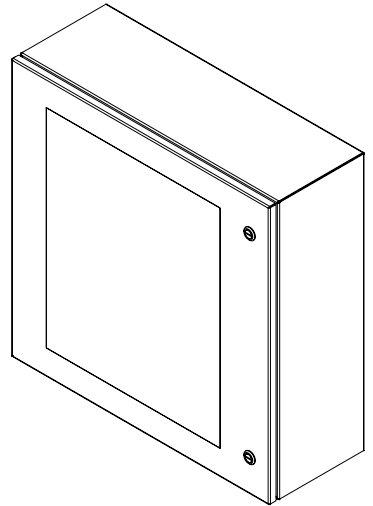
PART No. EN4SD24248WSS

for more information visit


www.hammfg.com

Data subject to change without notice


Isometric drawing Not to Scale




ISOMETRIC VIEW



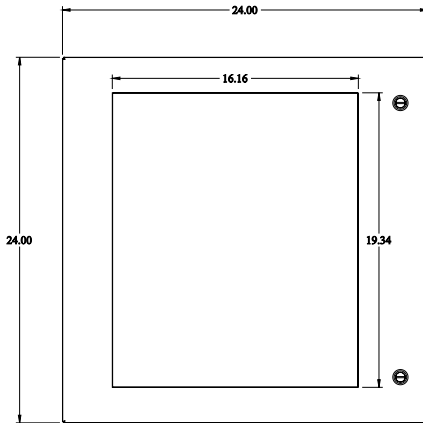
TOP VIEW




BACK VIEW



LEFT SIDE VIEW



FRONT VIEW



RIGHT SIDE VIEW



BOTTOM VIEW