

## Extension module - PSR-SCP- 24UC/URM/5X1/2X2 - 2963747

Please be informed that the data shown in this PDF Document is generated from our Online Catalog. Please find the complete data in the user's documentation. Our General Terms of Use for Downloads are valid (<http://download.phoenixcontact.com>)




Universal safety relay with forcibly guided contacts, 5 N/O contacts, 2 N/C contacts, single-channel, plug-in terminal blocks with screw connection, width: 22.5 mm

### Product Features

- ✔ Like all PSR safety relays, equipped with forcibly guided contacts according to EN 50205
- ✔ Single-channel control



### Key commercial data

Packing unit	1 PCE
GTIN	 4 017918 482145
Custom tariff number	85364900
Country of origin	GERMANY

### Technical data

#### Dimensions

Width	22.5 mm
Height	99 mm
Depth	114.5 mm

#### Input data

Nominal input voltage $U_N$	24 V AC/DC
Input voltage range in reference to $U_N$	0.8 ... 1.1
Typical input current at $U_N$	47 mA
Typical response time	20 ms
Typical release time	20 ms

## Extension module - PSR-SCP- 24UC/URM/5X1/2X2 - 2963747

### Technical data

#### Output data

Contact type	5 N/O contacts
Contact type	2 N/C contacts
Contact material	AgSnO <sub>2</sub> , + 0.2 µm Au
Maximum switching voltage	250 V AC/DC
Minimum switching voltage	15 V AC/DC
Limiting continuous current	6 A
Maximum inrush current	6 A
Inrush current, minimum	25 mA
Sq. Total current	72 A <sup>2</sup> ( $I_{TH}^2 = I_1^2 + I_2^2 + \dots + I_5^2$ )
Interrupting rating (ohmic load) max.	144 W (24 V DC, τ = 0 ms)
Interrupting rating (ohmic load) max.	288 W (48 V DC, τ = 0 ms)
Interrupting rating (ohmic load) max.	110 W (110 V DC, τ = 0 ms)
Interrupting rating (ohmic load) max.	88 W (220 V DC, τ = 0 ms)
Interrupting rating (ohmic load) max.	1500 VA (250 V AC, τ = 0 ms)
Maximum interrupting rating (inductive load)	42 W (24 V DC, τ = 40 ms)
Maximum interrupting rating (inductive load)	42 W (48 V DC, τ = 40 ms)
Maximum interrupting rating (inductive load)	42 W (110 V DC, τ = 40 ms)
Maximum interrupting rating (inductive load)	42 W (220 V DC, τ = 40 ms)
Switching capacity min.	0.4 W
Output fuse	6 A fast blow
Output fuse	C6 (24 V AC/DC) automatic device

#### General data

Ambient temperature (operation)	-20 °C ... 55 °C
Ambient temperature (storage/transport)	-40 °C ... 70 °C
Relay type	Electromechanically forcibly guided, dust-proof relay.
Mechanical service life	Approx. 10 <sup>7</sup> cycles
Mounting position	Any
Stop category	0
Name	Air and creepage distances between the power circuits
Standards/regulations	DIN EN 50178/VDE 0160
Standards/regulations	EN 50205
Rated surge voltage / insulation	4 kV / basic insulation
Rated insulation voltage	250 V
Pollution degree	2
Surge voltage category	III

#### Connection data

## Extension module - PSR-SCP- 24UC/URM/5X1/2X2 - 2963747

### Technical data

#### Connection data

Conductor cross section solid min.	0.2 mm <sup>2</sup>
Conductor cross section solid max.	2.5 mm <sup>2</sup>
Conductor cross section stranded min.	0.2 mm <sup>2</sup>
Conductor cross section stranded max.	2.5 mm <sup>2</sup>
Conductor cross section AWG/kcmil min.	24
Conductor cross section AWG/kcmil max	12
Stripping length	7 mm
Screw thread	M3
Connection method	Screw connection

### Classifications

#### eCl@ss

eCl@ss 4.0	27371102
eCl@ss 4.1	27371102
eCl@ss 5.0	27371901
eCl@ss 5.1	27371901
eCl@ss 6.0	27371819
eCl@ss 7.0	27371819

#### ETIM

ETIM 2.0	EC000196
ETIM 3.0	EC001449
ETIM 4.0	EC001449
ETIM 5.0	EC001449

#### UNSPSC

UNSPSC 6.01	30211901
UNSPSC 7.0901	39121501
UNSPSC 11	39121501
UNSPSC 12.01	39121501
UNSPSC 13.2	39121501

### Approvals

#### Approvals

---

## Extension module - PSR-SCP- 24UC/URM/5X1/2X2 - 2963747

### Approvals

Approvals

UL Listed / GOST / cUL Listed / cULus Listed

---

Ex Approvals


---

Approvals submitted


---

### Approval details

UL Listed 

GOST 

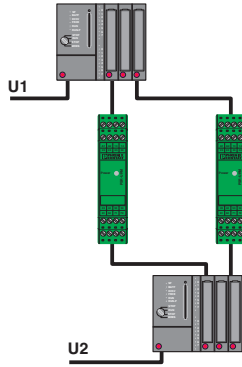
cUL Listed 

cULus Listed 

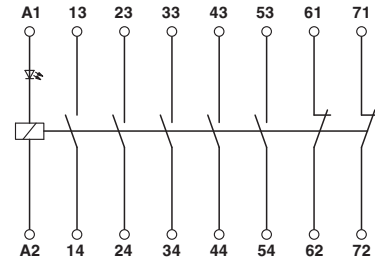
### Drawings

## Extension module - PSR-SCP- 24UC/URM/5X1/2X2 - 2963747

Application drawing



Circuit diagram



Reliable signal exchange between two systems with confirmation function.