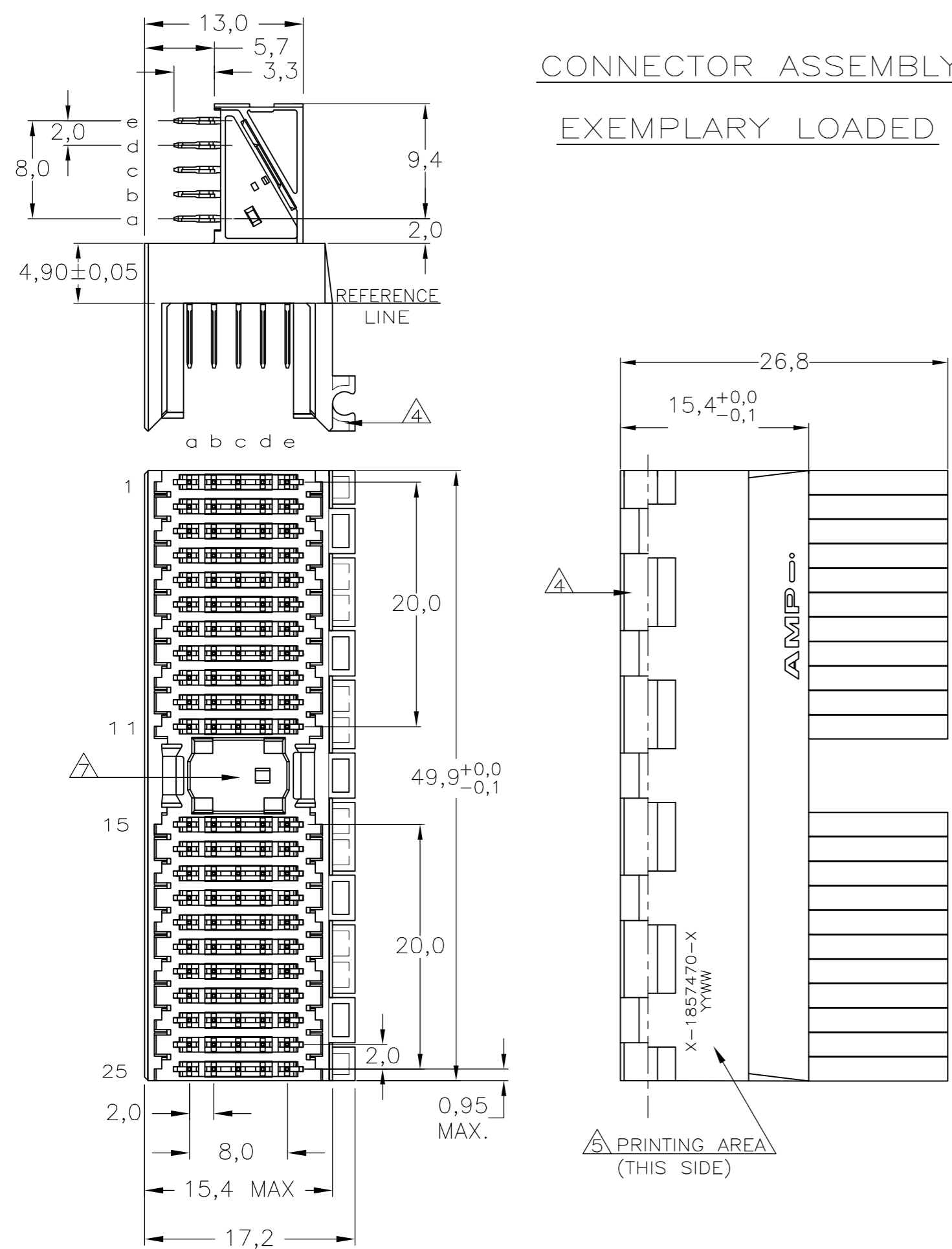
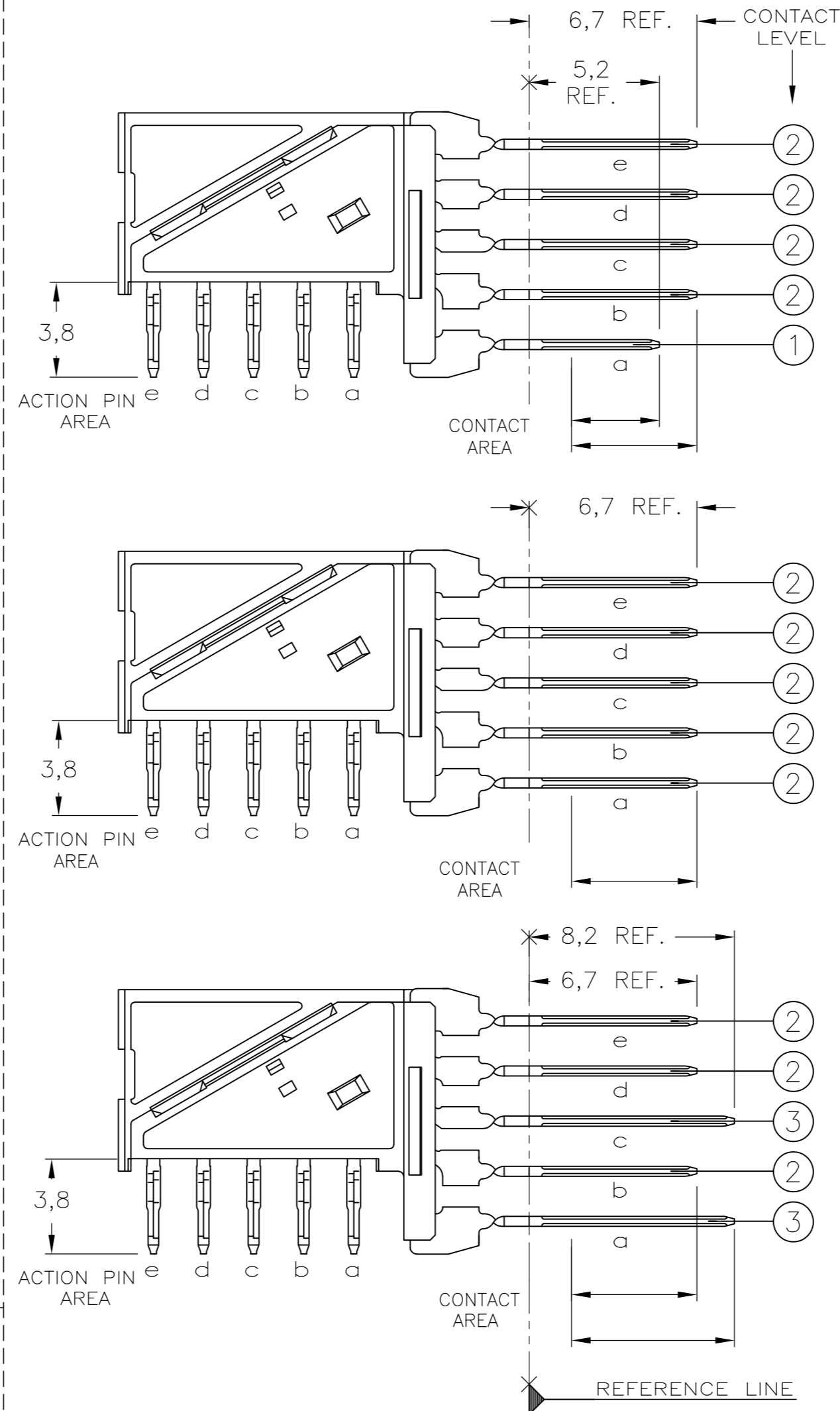


THIS DRAWING IS UNPUBLISHED. RELEASED FOR PUBLICATION
 © COPYRIGHT BY TYCO ELECTRONICS CORPORATION. ALL RIGHTS RESERVED.

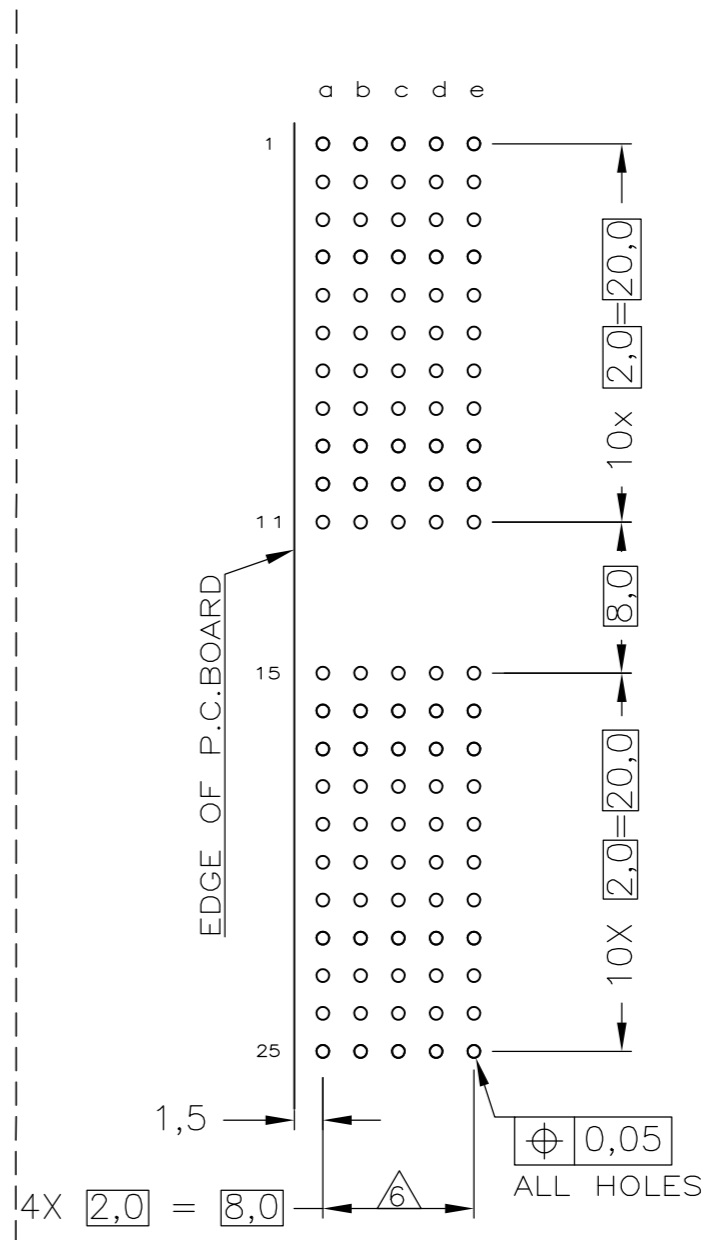


CONTACT DIMENSIONS



LOC	DIST	REVISIONS					
H	-	P	LTR	DESCRIPTION	DATE	DWN	APVD
		A1		ECR-06-002635	07-02-06	BSV	BM
		B		ECR-10-018652	10SEP10	JS	MQW

RECOMMENDED PCB-HOLE LAY-OUT
 COMPONENT SIDE SHOWN



CONTACT LAYOUT

	a	b	c	d	e
1	2	2	2	2	2
2	2	2	2	2	2
3	2	2	2	2	2
4	1	2	2	2	2
5	2	2	2	2	2
6	2	2	2	2	2
7	2	2	2	2	2
8	2	2	2	2	2
9	2	2	2	2	2
10	3	2	3	2	2
11	3	2	3	2	2
MULTI PURPOSE CENTRE					
15	3	2	3	2	2
16	3	2	3	2	2
17	2	2	2	2	2
18	2	2	2	2	2
19	2	2	2	2	2
20	2	2	2	2	2
21	2	2	2	2	2
22	2	2	2	2	2
23	2	2	2	2	2
24	2	2	2	2	2
25	2	2	2	2	2

P.C.B. HOLE DIM. ACTION PIN
 FOR DETAILS SEE APPLICATION SPECIFICATION

CONCEPTUAL PRODUCT
 NOT FOR PRODUCTION

- NOTES:
- 1 MATERIAL HOUSING : GREY GLASSFILLED POLYESTER UL-RATING V0
 - CONTACT : PHOSPHORBRONZE
 - △ GENERAL PLATING SPECIFICATION: UNDERPLATING (ENTIRE CONTACT): 1,27µm NICKEL MIN. AND ACTION PIN: 0,5µm TIN-LEAD MIN. FOR PLATING OF MATING SURFACES SEE APPLICABLE SPECIFICATION REFERENCE FOR EACH DASH NUMBER.
 - ③ CONFORMS TO ALL TESTING ACCORDING IEC 61076-4-101 PERFORMANCE LEVEL 2.
 - ④ CONNECTOR ASSEMBLY WITH LATCH HINGE FOR CABLE CONNECTOR.
 - ⑤ CONNECTOR PRINTED WITH PARTNUMBER AND DATECODE
 - ⑥ PLATED-THROUGH HOLES AT 2x2mm SQUARE GRID.
 - ⑦ AREA FOR KEYING PART (BASIC PART NUMBER 100525).

THIS DRAWING IS A CONTROLLED DOCUMENT.		DWN B.MOOIJ 22DEC05	Tyco Electronics Corporation TogenBosch, Netherlands	
DIMENSIONS: mm		CHK B.MOOIJ 22DEC05	NAME	
TOLERANCES UNLESS OTHERWISE SPECIFIED:		APVD J.BROEKSTEEG 22DEC05	Z-PACK 2MM HM TYPE A	
0 PLC ±		PRODUCT SPEC	110 POS. RIGHT ANGLE MALE	
1 PLC ± ±0.2		APPLICATION SPEC	CONNECTOR ASSEMBLY	
2 PLC ±		108-19082	SIZE A2	CAGE CODE 00779
3 PLC ±		114-19029	DRAWING NO C=1857470	RESTRICTED TO
4 PLC ±		WEIGHT -	SCALE 5:1	SHEET 1 OF 1
MATERIAL -		FINISH -	REV B	
CUSTOMER DRAWING				