

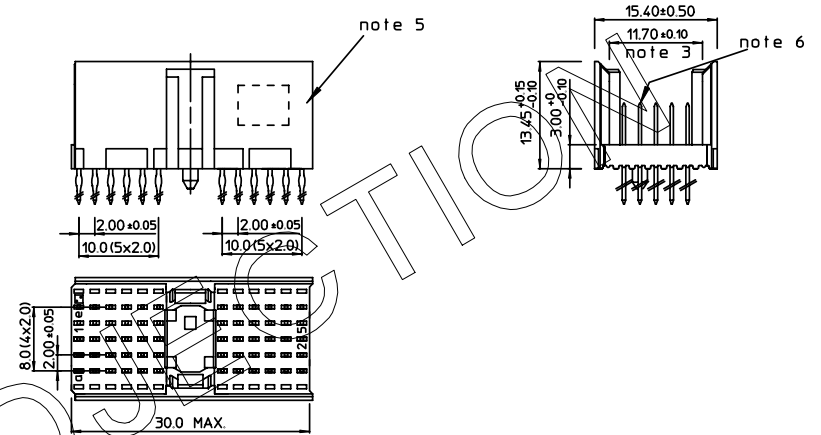
GEN. ST.	01	02	03	04	05	06	07	08	0D	50	60	70	80	90																	
INT. ST.	10	11	12	13	14	18	20	31	32	33	34	38	39	40	42	43	44	45	46	48	56	70	72	73	75	76	81	82	83	84	88

REV.	DATE	DESCRIPTION	BY	C'K'D'
E	2011-06-06	111-0112	AB	BKP
C	2005-10-26	105-0205	ALEX B	BKP
D	2006-08-12	106-0147	ALEX B	BKP

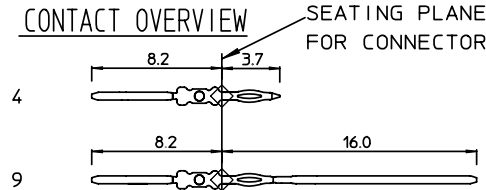
LOADING PATTERN MATING SIDE

f	0	0	0	0	0	0	0	0	0	0	0	0
e	9	9	9	9	9	9	4	4	4	4	4	4
d	9	9	9	9	9	9	4	4	4	4	4	4
c	9	9	9	9	9	9	4	4	4	4	4	4
b	9	9	9	9	9	9	4	4	4	4	4	4
a	9	9	9	9	9	9	4	4	4	4	4	4
z	0	0	0	0	0	0	0	0	0	0	0	0
SO	0	1	0	6	1	0	1	5				

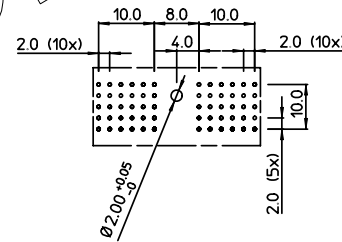
LOADED CONNECTOR ASSEMBLY
(FOR EXAMPLE)



CONTACT OVERVIEW



LAY-OUT P.C.B.-HOLE



LEAD FREE INDICATOR : LF = LEAD FREE
(DIGIT 15 & 16)

HM2P27PNS260

PLATING CODE (DIGIT 13 AND 14)
(REF DWG No. BS.C ,201844,003)

NOTES:

1. THIS PRODUCT IS CSA APPROVED.
2. THIS PRODUCT IS UL RECOGNIZED.
3. MEASURED AT THE BOTTOM.
4. MATERIAL CONTACT: PHOSPHORBRONZE
HOUSING: CREAM WHITE GLASSFILLED POLYESTER UL-94V0
5. CONNECTOR PRINTED WITH P/N AND DATE CODE.
6. FOR ACTUAL CONTACT LOADINGS, SEE LOADING PATTERN MATING SIDE.
7. SHAPE OF CONNECTOR HOUSING CAN ALTER DEPENDING ON PRODUCTION LOCATION.
8. THE PRODUCT (LF) MEETS EUROPEAN UNION DIRECTIVES AND OTHER COUNTRY REGULATIONS AS DESCRIBED IN GS-22-008
9. FOR RECOMMENDED PTH DIMENSIONS REFER DRAWING : BS.A ,201572,001

EUROPEAN PRO

1DEC ±0.2 2DEC ±0.1 ANGLES ±1°	APPR.	DATE	SIGN.	MPACS 5R STR HDR CONN TYPE A 6+6 POS
	DRAFT	2002-01-17	M.Fret	CAT. No. HM2P27PNS260----
WE RESERVE THE RIGHT TO CHANGE DIMENSIONS OR REQUIREMENTS WITHOUT PRIOR NOTICE.	PROD. MGR.			SCALE
	PR. ENG. MGR.			FCJ www.fciconnect.com
ALL DIMENSIONS IN MM	PR. MGT. MGR.			

REFERENCES



BS.C ,203028,001 E

PDM: Rev:E

STATUS: Released DRAWING No. CUSTOMER DRAWING REVISION