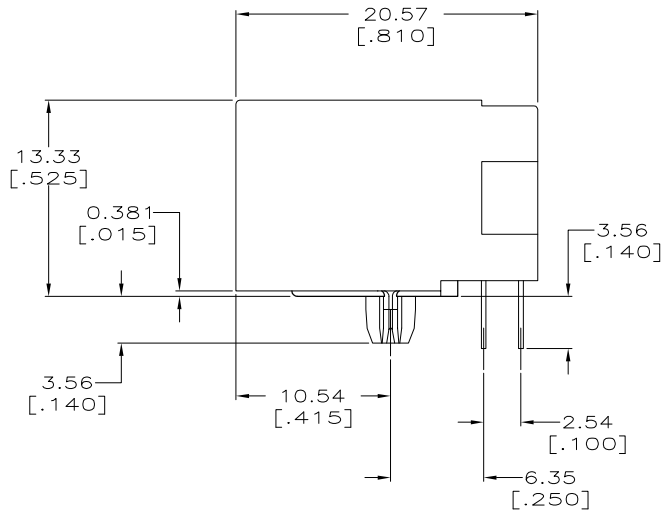
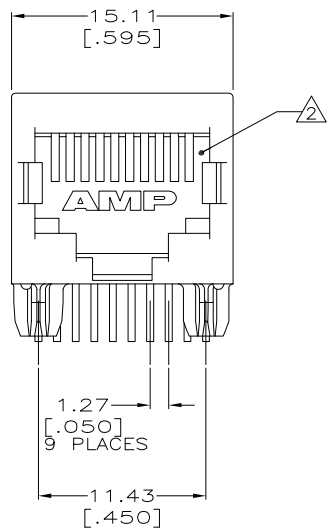
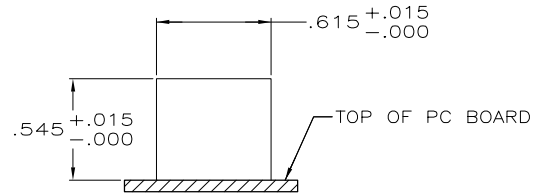
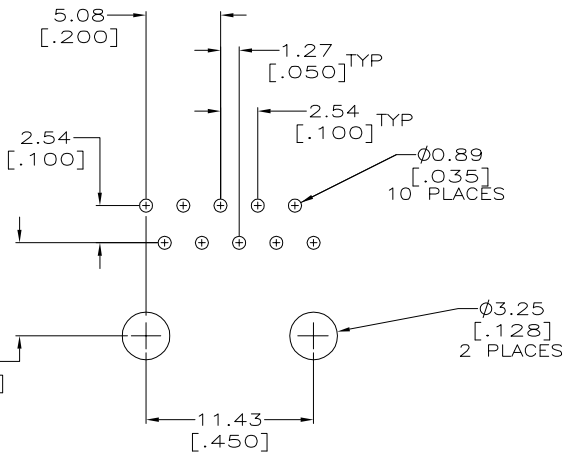


THIS DRAWING IS UNPUBLISHED. RELEASED FOR PUBLICATION
 © COPYRIGHT BY TYCO ELECTRONICS CORPORATION. ALL RIGHTS RESERVED.

LOC	DIST	REVISIONS					
AA	22	P	LTR	DESCRIPTION	DATE	DWN	APVD
		A1		ECR-09-009746	29APR2009	TY	SY



- MATERIAL: HOUSING - HTN NYLON, BLACK, UL 94V-0.
 TERMINALS - 0.33[.013] THICK PHOS BRONZE PLATED WITH 1.27µm[.000050] MINIMUM THICK HARD GOLD IN LOCALIZED AREA AND 3.81µm[.000150] MINIMUM THICK MATTE TIN IN SOLDER AREA OVER 1.27µm[.000050] MINIMUM THICK NICKEL UNDERPLATE.
- JACK CAVITY CONFORMS TO FCC RULES AND REGULATIONS, PART 68 SUBPART F.
- DIMENSIONS ARE NOMINAL UNLESS OTHERWISE SPECIFIED.



SUGGESTED PANEL CUTOUT

SUGGESTED PC BOARD LAYOUT
 VIEW SHOWN IS TOP OF PC BOARD
 (COMPONENT SIDE)

5558065

5558065-1
 PART NUMBER

THIS DRAWING IS A CONTROLLED DOCUMENT.		DWN: S. MAYBERRY / A. MAYER 01JUNE2005	Tyco Electronics Corporation Harrisburg, Pa 17105-3608	
DIMENSIONS: mm		CHK: J. WESTMAN 01JUNE2005	APVD: S. FLICKINGER 01JUNE2005	
TOLERANCES UNLESS OTHERWISE SPECIFIED:		NAME: S. FLICKINGER		
0 PLC ± -		PRODUCT SPEC		
1 PLC ± -		APPLICATION SPEC		
2 PLC ± -		SIZE: A2		
3 PLC ± 0.13[.005]		CAGE CODE: 00779		
4 PLC ± -		DRAWING NO: C=5558065		
ANGLES ± -		RESTRICTED TO		
MATERIAL FINISH: SEE NOTE 1		WEIGHT: -		
SEE NOTE 1		CUSTOMER DRAWING		
		SCALE: 4:1		SHEET 1 OF 1 REV A1