

NuTiny-SDK-NUC140 User Manual



ARM Cortex™-M0 32-BIT MICROCONTROLLER

NuTiny-SDK-NUC140 User Manual For NuMicro™ NUC140 Series

The information described in this document is the exclusive intellectual property of Nuvoton Technology Corporation and shall not be reproduced without permission from Nuvoton.

Nuvoton is providing this document only for reference purposes of NuMicro™ microcontroller based system design. Nuvoton assumes no responsibility for errors or omissions.

All data and specifications are subject to change without notice.

For additional information or questions, please contact: Nuvoton Technology Corporation.

Publication Release Date: Apr. 20, 2011
Revision V1.0



1	Overview	3
2	NuTiny-SDK-NUC140 Introduction	3
2.1	NuTiny -SDK-NUC140 Jumper Description.....	4
2.2	Pin Assignment for Extended Connector	5
2.3	NuTiny-SDK-NUC140 PCB Placement	6
3	How to Start NuTiny -SDK-NUC140 on the Keil μ Vision [®] IDE.....	7
3.1	Keil uVision [®] IDE Software Download and Install	7
3.2	Nuvoton Nu-Link Driver Download and Install.....	7
3.3	Hardware Setup.....	7
3.4	Smpl_NuTiny-NUC140 Example Program	8
4	How to Start NuTiny-SDK-NUC140 on the IAR Embedded Workbench.....	9
4.1	IAR Embedded Workbench Software Download and Install	9
4.2	Nuvoton Nu-Link Driver Download and Install.....	9
4.3	Hardware Setup.....	9
4.4	Smpl_NuTiny-NUC140 Example Program	10
5	NuTiny-EVB-NUC140 Schematic	11
6	Download NuMicro [™] Family Related Files from Nuvoton Company.....	13
6.1	Download NuMicro [™] Keil μ Vision [®] IDE Driver	13
6.2	Download NuMicro [™] IAR EWARM Driver	15
6.3	Download NuMicro [™] NUC100 Series BSP Software Library	17
7	Revision History	19

1 Overview

NuTiny-SDK-NUC140 is the specific development tool for NuMicro NUC140 series. Users can use NuTiny-SDK-NUC140 to develop and verify the application program easily.

NuTiny-SDK-NUC140 includes two portions. One is NuTiny-EVB-NUC140 and the other is Nu-Link-Me. NuTiny-EVB-NUC140 is the evaluation board and Nu-Link-Me is its Debug Adaptor. Thus, users do not need other additional ICE or debug equipments.

2 NuTiny-SDK-NUC140 Introduction

NuTiny-SDK-NUC140 uses the NUC140VE3AN as the target microcontroller. Figure 2-1 is NuTiny-SDK-NUC140 for NUC140 series, the left portion is called NuTiny-EVB-NUC140 and the right portion is Debug Adaptor called Nu-Link-Me.

NuTiny-EVB-NUC140 is similar to other development boards. Users can use it to develop and verify applications to emulate the real behavior. The on board chip covers NUC140 series features. The NuTiny-EVB-NUC140 can be a real system controller to design users' target systems.

Nu-Link-Me is a Debug Adaptor. **The Nu-Link-Me Debug Adaptor connects your PC's USB port to your target system (via Serial Wired Debug Port) and allows you to program and debug embedded programs on the target hardware.** To use Nu-Link-Me Debug adaptor with IAR or Keil, please refer to “Nuvoton NuMicro™ IAR ICE driver user manual “or Nuvoton NuMicro™ Keil ICE driver user manual” in detail. These two documents will be stored in the local hard disk when the user installs each driver.




Figure 2-1 NuTiny-SDK-NUC140 (Blue PCB Board)

2.1 NuTiny -SDK-NUC140 Jumper Description

2.1.1 Power Setting

- J1: USB port in NuTiny-EVB-NUC140
- JP1: VCC5 Voltage connector in NuTiny-EVB-NUC140
- J2: USB port in Nu-Link-Me
- JPR1: Select 5V or 3V for system power

POWER model	J1 USB port	J2 USB port	JP2 VCC5	MCU Voltage
Model 1	Connect to PC	X	DC 5V output	DC 5V
Model 2	X	Connect to PC	DC 5V output	DC 5V
Model 3	X	X	DC 2.8-5.5V input	Voltage by VCC input

X: Unused.

2.1.2 Debug Connector

- JP4: Connector in target board (NuTiny-EVB-NUC140) for connecting with Nuvoton ICE adaptor (Nu-Link-Me)
- JP9: Connector in ICE adaptor (Nu-Link-Me) for connecting with a target board (for example NuTiny-EVB-NUC140)

2.1.3 USB Connector

- J1: Mini USB Connector in NuTiny-EVB-100 for application use
- J2: Mini USB Connector in Nu-Link-Me connected to a PC USB port

2.1.4 Extended Connector

- JP3, JP5, JP7 and JP8: Show all chip pins in NuTiny-EVB-NUC140

2.1.5 Reset Button

- SW1: Reset button in NuTiny-EVB-NUC140

2.1.6 Power Connector

- JP1: VCC connector in NuTiny-EVB-NUC140
- JP2: GND connector in NuTiny-EVB-NUC140



2.2 Pin Assignment for Extended Connector

NuTiny-EVB-NUC140 provides NUC140VE3AN on board and the extended connector for LQFP-100 pin. Table 2-1 is the pin assignment for NUC140VE3AN.

Pin No	Pin Name	Pin No	Pin Name	Pin No	Pin Name	Pin No	Pin Name
01	PE15	26	PE8	51	PE4	76	PA5
02	PE14	27	PE7	52	PE3	77	PA6
03	PE13	28	VBUS	53	PE2	78	PA7
04	PB14	29	VDD33	54	PE1	79	Vref
05	PB13	30	D-	55	PE0	80	AVDD
06	PB12	31	D+	56	PC13	81	PD0
07	X32O	32	PB0	57	PC12	82	PD1
08	X32I	33	PB1	58	PC11	83	PD2
09	PA11	34	PB2	59	PC10	84	PD3
10	PA10	35	PB3	60	PC9	85	PD4
11	PA9	36	PD6	61	PC8	86	PD5
12	PA8	37	PD7	62	PA15	87	PC7
13	PD8	38	PD14	63	PA14	88	PC6
14	PD9	39	PD15	64	PA13	89	PC15
15	PD10	40	PC5	65	PA12	90	PC14
16	PD11	41	PC4	66	ICE_DAT	91	PB15
17	PD12	42	PC3	67	ICE_CK	92	XT1_Out
18	PD14	43	PC2	68	VDD	93	XT1_In
19	PB4	44	PC1	69	VSS	94	/RESET
20	PB5	45	PC0	70	AVSS	95	VSS
21	PB6	46	PE6	71	PA0	96	VDD
22	PB7	47	PE5	72	PA1	97	PS2DAT
23	LDO	48	PB11	73	PA2	98	PS2CLK
24	VDD	49	PB10	74	PA3	99	PVSS
25	VSS	50	PB9	75	PA4	100	PB8

Table 2-1 Pin Assignment for NUC 140 Series



2.3 NuTiny-SDK-NUC140 PCB Placement

Users can refer to Figure 2-2 for the NuTiny-SDK-NUC140 PCB placements.

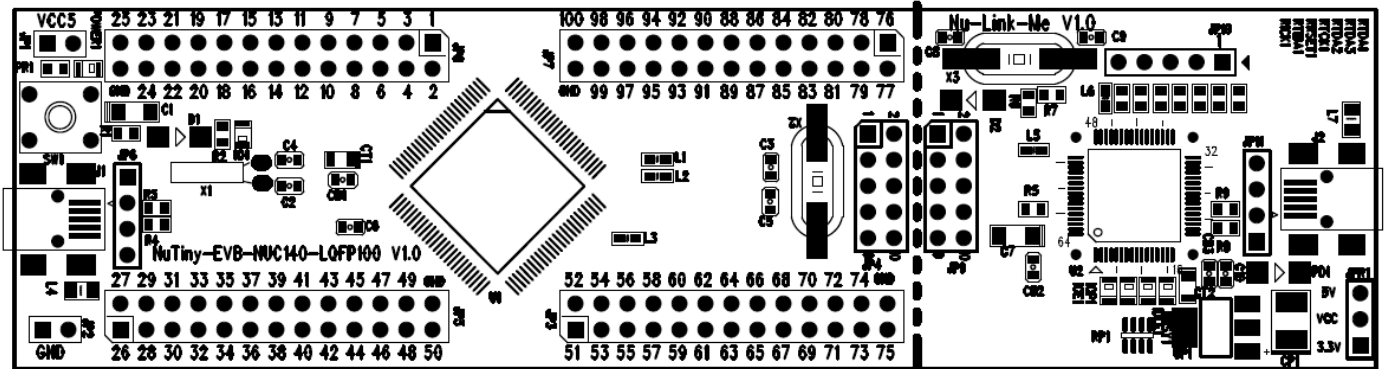


Figure 2-2 NuTiny-SDK-NUC140 PCB Placement

3 How to Start NuTiny -SDK-NUC140 on the Keil μ Vision[®] IDE

3.1 Keil μ Vision[®] IDE Software Download and Install

Please visit the Keil company website (<http://www.keil.com>) to download the Keil μ Vision[®] IDE and install the RVMDK.

3.2 Nuvoton Nu-Link Driver Download and Install

Please visit the Nuvoton company NuMicro[™] website (<http://www.nuvoton.com/NuMicro>) to download “NuMicro[™] Keil μ Vision[®] IDE driver” file. Please refer to Chapter 6.1 for the detail download flow. When the Nu-Link driver has been well downloaded, please unzip the file and execute the “Nu-Link_Keil_Driver.exe” to install the driver.

3.3 Hardware Setup

The hardware setup is shown as Figure 3-1




Figure 3-1 NuTiny-SDK-NUC140 Hardware Setup

3.4 SmpL_NuTiny-NUC140 Example Program

This example demonstrates the ease of downloading and debugging an application on a NuTiny-SDK-NUC140 board. It can be found on Figure 3-2 list directory and downloaded from Nuvoton NuMicro™ website following on Chapter 6.3.

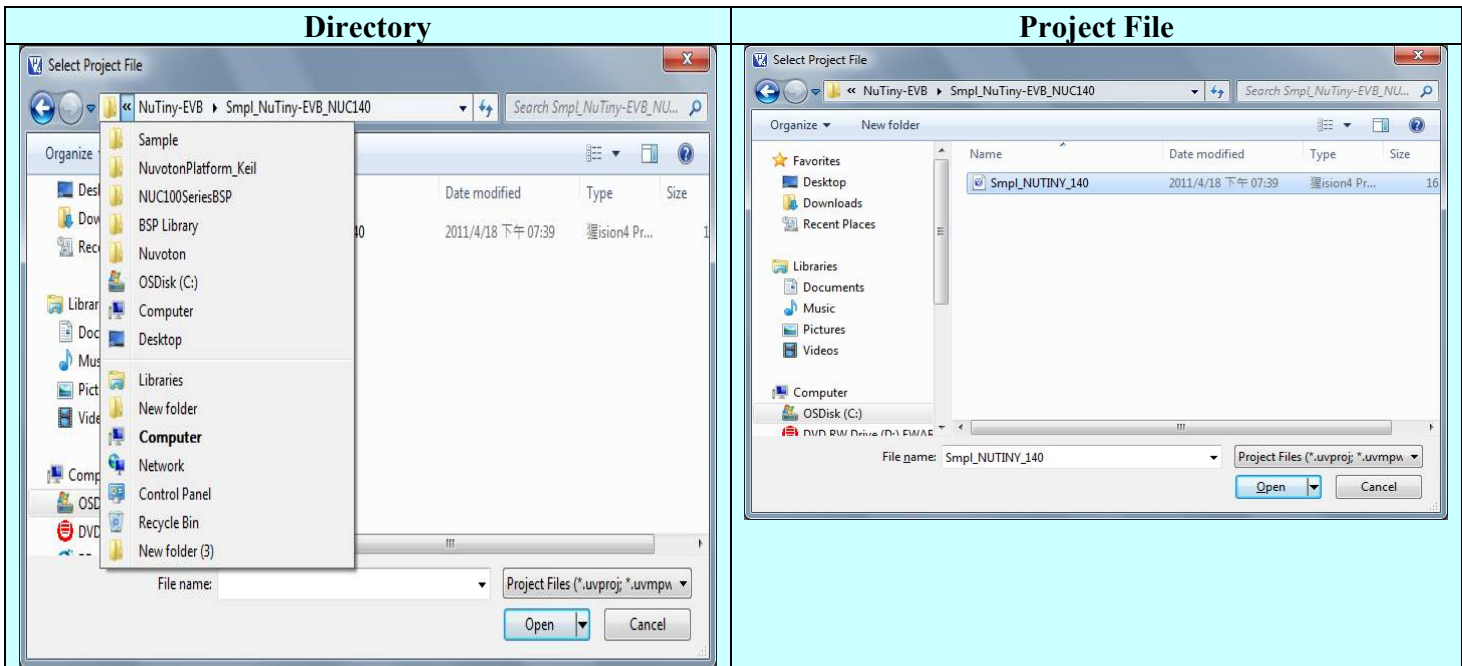


Figure 3-2 SmpL_NuTiny_140 Example Directory

To use this example:

The PA.11 LED will toggle on the NuTiny-EVB-NUC140 board.

- **Start µVision®**
- **Project-Open**
Open the SmpL_NuTiny_100.uvproj project file
- **Project - Build**
Compile and link the SmpL_NuTiny-NUC100 application
- **Flash – Download**
Program the application code into on-chip Flash ROM
- **Start debug mode**
Using the debugger commands, you may:
 - ◆ Review variables in the watch window
 - ◆ Single step through code
 - ◆ Reset the device
 - ◆ Run the application

4 How to Start NuTiny-SDK-NUC140 on the IAR Embedded Workbench

4.1 IAR Embedded Workbench Software Download and Install

Please connect to IAR company website (<http://www.iar.com>) to download the IAR Embedded Workbench and install the EWARM.

4.2 Nuvoton Nu-Link Driver Download and Install

Please connect to the Nuvoton Company NuMicro™ website (<http://www.nuvoton.com/NuMicro>) to download “NuMicro™ IAR ICE driver user manual” file. Please refer to Chapter 6.2 for the detail download flow. When the Nu-Link driver has been well downloaded, please unzip the file and execute the “Nu-Link_IAR_Driver.exe” to install the driver.

4.3 Hardware Setup

The hardware setup is shown as Figure 4-1




Figure 4-1 NuTiny- SDK-NUC140-100 Hardware Setup

4.4 Smpl_NuTiny-NUC140 Example Program

This example demonstrates the ease of downloading and debugging an application on a NuTiny-SDK-NUC140 board. It can be found on Figure 4-2 list directory and downloaded from Nuvoton NuMicro™ website following on Chapter 6.3.

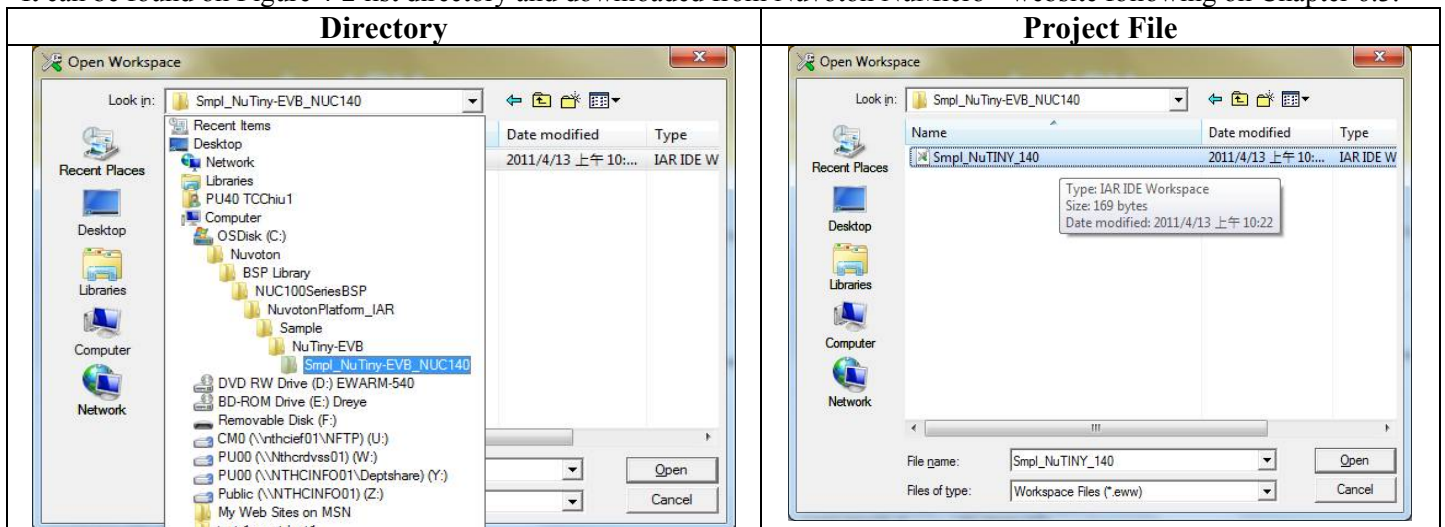


Figure 4-2 Smpl_NuTiny-NUC140 Example Directory

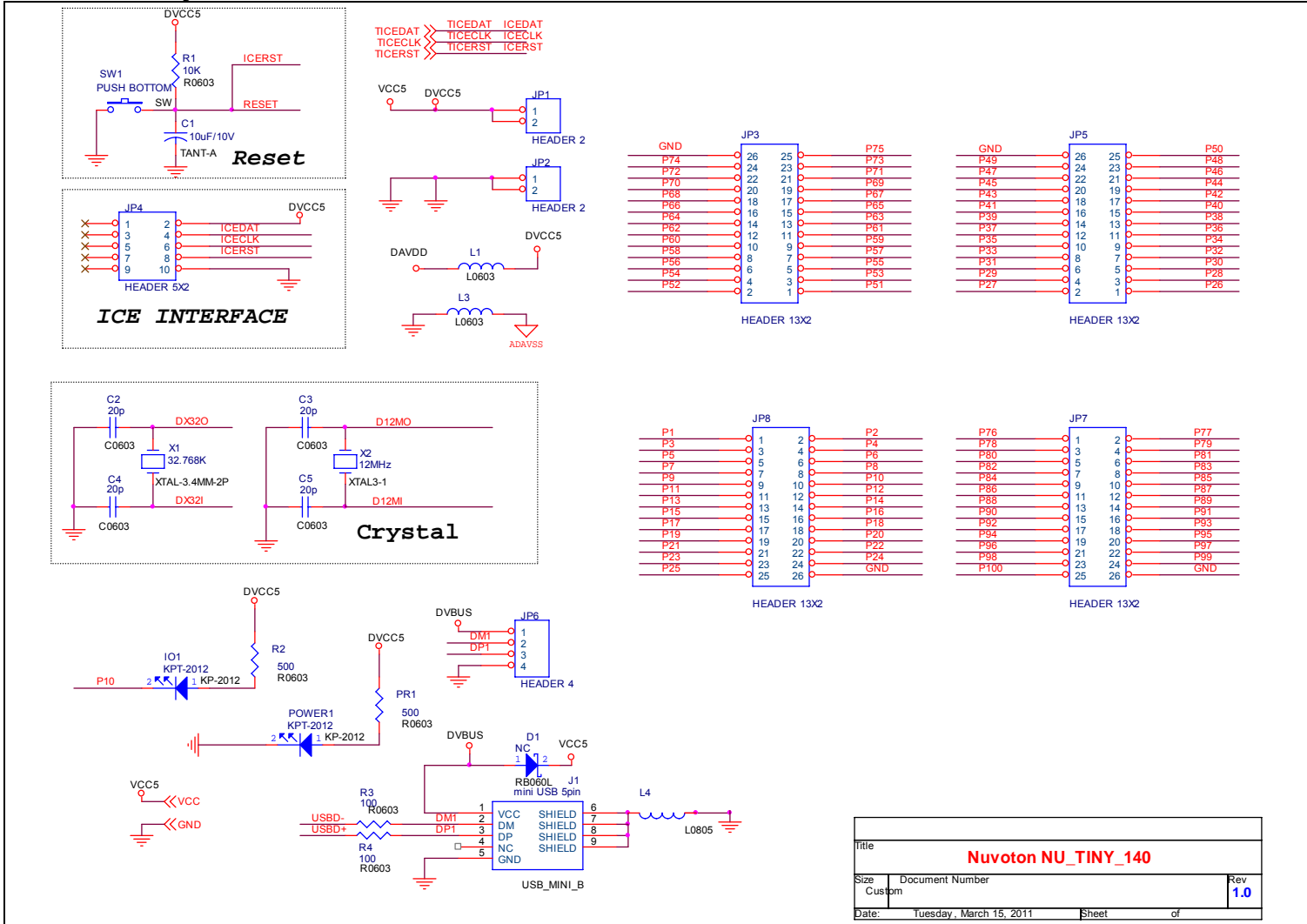
To use this example:

The PB.0 LED will toggle on the NuTiny-EVB-NUC140 board.

- **Start IAR Embedded Workbench**
- **File-Open-Workspace**
Open the Smpl_NuTiny_100.eww workspace file
- **Project - Make**
Compile and link the Smpl_NuTiny-100 application
- **Project – Download and Debug**
Program the application code into on-chip Flash ROM.
 - ◆ Single step through code
 - ◆ Reset the device
 - ◆ Run the application

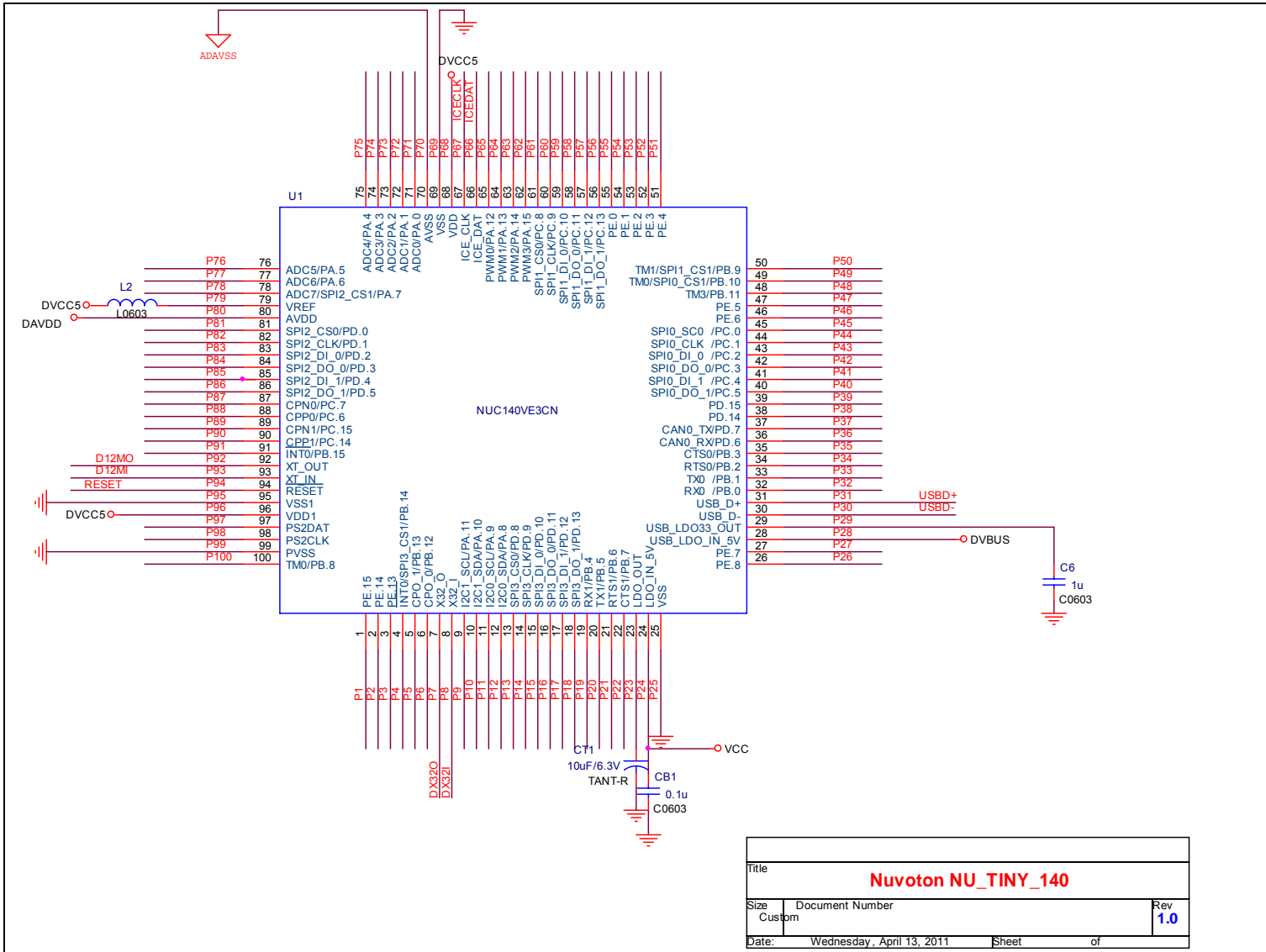


5 NuTiny-EVB-NUC140 Schematic



Title			Nuvoton NU_TINY_140		
Size	Document Number				Rev
Custom					1.0
Date:	Tuesday, March 15, 2011	Sheet	of		

NuTiny-SDK-NUC140 User Manual



6 Download NuMicro™ Family Related Files from Nuvoton Company

6.1 Download NuMicro™ Keil μVision® IDE Driver

<p>Step1</p>	<p>Visit the Nuvoton NuMicro™ website: http://www.nuvoton.com/NuMicro</p>
<p>Step2</p>	<p>The screenshot shows the Nuvoton website for the NuMicro Family. The navigation bar includes: About Nuvoton, Products & Sales, News & Events, Investor, Human Resources, Member Area, and Download Service. The main content area is titled 'ARM Cortex™-M0 NuMicro® Family' and features a product image and a description. Below the description are four columns of links:</p> <ul style="list-style-type: none"> Products: <ul style="list-style-type: none"> MCU Products Brochure (English) MCU Products Brochure (Chinese) Online Products Selection Distributor Information Development Resources: <ul style="list-style-type: none"> Products Brief, DataSheet Technical Reference Manual Development Tools <ul style="list-style-type: none"> Device Driver and Software Library NuMicro Development Tools Third Party Starter Kit Application Notes Technical Support: <ul style="list-style-type: none"> Quick Start Online Training Forum (Chinese version) FAQ News and Events: <ul style="list-style-type: none"> NuMicro® NEWS List <ul style="list-style-type: none"> IAR KickStart Kit™ for NuMicro® Family 32-bit ARM® Cortex™-M0 MCU - 1/24/2011 Events <ul style="list-style-type: none"> Mar. 1, 2011: Nuvoton Technology to Display Powerful NuMicro® Family at Embedded World 2011 Exhibition & Conference in Germany <p>A yellow callout bubble with a red arrow points to the 'Device Driver and Software Library' link in the 'Development Resources' section. The bubble contains the text: 'Click here to enter Device Driver and Software Library'.</p>

Step 3	<table border="1"> <tr> <td> M051 Series BSP_RegCtrlPrg_v1.00.001.zip NUC100 Series Driver Reference Guide </td> <td>M051 series software package based on register programming coding rule for sample code & user guide.</td> <td>V1.00.001 V1.03.001</td> </tr> <tr> <td> NUC100 Series BSP_CMSIS_v1.03.002.zip NUC100 Series Driver Reference Guide (Simplified Chinese) </td> <td>NUC100 series software package based on CMSIS version 1.3. It supports both IAR and Keil development environment with drivers and samples codes. Examples source code for NuTiny-100/120 and Learning Board are included. For detailed, please download it and unzip it.</td> <td>V1.03.002 V1.03.001</td> </tr> </table>	M051 Series BSP_RegCtrlPrg_v1.00.001.zip NUC100 Series Driver Reference Guide	M051 series software package based on register programming coding rule for sample code & user guide.	V1.00.001 V1.03.001	NUC100 Series BSP_CMSIS_v1.03.002.zip NUC100 Series Driver Reference Guide (Simplified Chinese)	NUC100 series software package based on CMSIS version 1.3. It supports both IAR and Keil development environment with drivers and samples codes. Examples source code for NuTiny-100/120 and Learning Board are included. For detailed, please download it and unzip it.	V1.03.002 V1.03.001							
	M051 Series BSP_RegCtrlPrg_v1.00.001.zip NUC100 Series Driver Reference Guide	M051 series software package based on register programming coding rule for sample code & user guide.	V1.00.001 V1.03.001											
	NUC100 Series BSP_CMSIS_v1.03.002.zip NUC100 Series Driver Reference Guide (Simplified Chinese)	NUC100 series software package based on CMSIS version 1.3. It supports both IAR and Keil development environment with drivers and samples codes. Examples source code for NuTiny-100/120 and Learning Board are included. For detailed, please download it and unzip it.	V1.03.002 V1.03.001											
	<p><u>Programmer Software Tools Package</u></p> <table border="1"> <thead> <tr> <th>File name</th> <th>Description</th> <th>Version</th> </tr> </thead> <tbody> <tr> <td> ICP Programming Tool (Build 4228) V1.03.zip</td> <td>NuMicro ICP tool & user manual</td> <td>V1.03</td> </tr> <tr> <td> ISP Programming Tool.zip</td> <td>NuMicro ISP Programming Tool & user manual</td> <td>V1.40</td> </tr> <tr> <td> NuGang Programmer V5.31.zip</td> <td>NuGang Programmer software & user manual</td> <td>V5.31</td> </tr> </tbody> </table>			File name	Description	Version	ICP Programming Tool (Build 4228) V1.03.zip	NuMicro ICP tool & user manual	V1.03	ISP Programming Tool.zip	NuMicro ISP Programming Tool & user manual	V1.40	NuGang Programmer V5.31.zip	NuGang Programmer software & user manual
File name	Description	Version												
ICP Programming Tool (Build 4228) V1.03.zip	NuMicro ICP tool & user manual	V1.03												
ISP Programming Tool.zip	NuMicro ISP Programming Tool & user manual	V1.40												
NuGang Programmer V5.31.zip	NuGang Programmer software & user manual	V5.31												
<p><u>Nu-Link Driver</u></p> <table border="1"> <thead> <tr> <th>File name</th> <th>Description</th> <th>Version</th> </tr> </thead> <tbody> <tr> <td> Nu-Link Driver for Keil RVMDK(Build 4228) V1.03.zip</td> <td>This driver is to support Nu-Link recognized by Keil RVMDK Development Environment and support all NuMicro Family Devices selectable.</td> <td>V1.03</td> </tr> <tr> <td> Nu-Link Driver for IAR EWARM(Build 4228) V1.03.zip</td> <td>This driver is to support Nu-Link recognized by IAR EWARM Development Environment and support all NuMicro Family Devices selectable.</td> <td>V1.03</td> </tr> </tbody> </table>			File name	Description	Version	Nu-Link Driver for Keil RVMDK(Build 4228) V1.03.zip	This driver is to support Nu-Link recognized by Keil RVMDK Development Environment and support all NuMicro Family Devices selectable.	V1.03	Nu-Link Driver for IAR EWARM(Build 4228) V1.03.zip	This driver is to support Nu-Link recognized by IAR EWARM Development Environment and support all NuMicro Family Devices selectable.	V1.03			
File name	Description	Version												
Nu-Link Driver for Keil RVMDK(Build 4228) V1.03.zip	This driver is to support Nu-Link recognized by Keil RVMDK Development Environment and support all NuMicro Family Devices selectable.	V1.03												
Nu-Link Driver for IAR EWARM(Build 4228) V1.03.zip	This driver is to support Nu-Link recognized by IAR EWARM Development Environment and support all NuMicro Family Devices selectable.	V1.03												
<p>Contact us: NuMicro@nuvoton.com</p> <div style="text-align: center;"> </div>														
Step 4	Download the NuMicro Keil μ Vision [®] IDE driver													


6.2 Download NuMicro™ IAR EWARM Driver

<p>Step1</p>	<p>Visit the Nuvoton NuMicro™ website: http://www.nuvoton.com/NuMicro</p>
<p>Step2</p>	<p>The screenshot shows the Nuvoton website's product page for the ARM Cortex™-M0 NuMicro® Family. The page includes a navigation menu, a search bar, and several content sections: Products, Development Resources, Technical Support, and News and Events. A red dashed box highlights the 'Device Driver and Software Library' link under the 'Development Resources' section. A yellow callout bubble with a red arrow points to this link, containing the text: 'Click here to enter Device Driver and Software Library'.</p>

Step 3	<table border="1"> <tr> <td> M051 Series BSP_RegCtrlPrg_v1.00.001.zip NUC100 Series Driver Reference Guide </td> <td>M051 series software package based on register programming coding rule for sample code & user guide.</td> <td>V1.00.001 V1.03.001</td> </tr> <tr> <td> NUC100 Series BSP_CMSIS_v1.03.002.zip NUC100 Series Driver Reference Guide (Simplified Chinese) </td> <td>NUC100 series software package based on CMSIS version 1.3. It supports both IAR and Keil development environment with drivers and samples codes. Examples source code for NuTiny-100/120 and Learning Board are included. For detailed, please download it and unzip it.</td> <td>V1.03.002 V1.03.001</td> </tr> </table>	M051 Series BSP_RegCtrlPrg_v1.00.001.zip NUC100 Series Driver Reference Guide	M051 series software package based on register programming coding rule for sample code & user guide.	V1.00.001 V1.03.001	NUC100 Series BSP_CMSIS_v1.03.002.zip NUC100 Series Driver Reference Guide (Simplified Chinese)	NUC100 series software package based on CMSIS version 1.3. It supports both IAR and Keil development environment with drivers and samples codes. Examples source code for NuTiny-100/120 and Learning Board are included. For detailed, please download it and unzip it.	V1.03.002 V1.03.001														
	M051 Series BSP_RegCtrlPrg_v1.00.001.zip NUC100 Series Driver Reference Guide	M051 series software package based on register programming coding rule for sample code & user guide.	V1.00.001 V1.03.001																		
NUC100 Series BSP_CMSIS_v1.03.002.zip NUC100 Series Driver Reference Guide (Simplified Chinese)	NUC100 series software package based on CMSIS version 1.3. It supports both IAR and Keil development environment with drivers and samples codes. Examples source code for NuTiny-100/120 and Learning Board are included. For detailed, please download it and unzip it.	V1.03.002 V1.03.001																			
<p>Programmer Software Tools Package</p> <table border="1"> <thead> <tr> <th>File name</th> <th>Description</th> <th>Version</th> </tr> </thead> <tbody> <tr> <td> ICP Programming Tool (Build 4228) V1.03.zip</td> <td>NuMicro ICP tool & user manual</td> <td>V1.03</td> </tr> <tr> <td> ISP Programming Tool.zip</td> <td>NuMicro ISP Programming Tool & user manual</td> <td>V1.40</td> </tr> <tr> <td> NuGang Programmer V5.31.zip</td> <td>NuGang Programmer software & user manual</td> <td>V5.31</td> </tr> </tbody> </table> <p>Nu-Link Driver</p> <table border="1"> <thead> <tr> <th>File name</th> <th>Description</th> <th>Version</th> </tr> </thead> <tbody> <tr> <td> Nu-Link Driver for Keil RVMDK(Build 4228) V1.03.zip</td> <td>This driver is to support Nu-Link recognized by Keil RVMDK Development Environment and support all NuMicro Family Devices selectable.</td> <td>V1.03</td> </tr> <tr> <td> Nu-Link Driver for IAR EWARM(Build 4228) V1.03.zip</td> <td>This driver is to support Nu-Link recognized by IAR EWARM Development Environment and support all NuMicro Family Devices selectable.</td> <td>V1.03</td> </tr> </tbody> </table> <p>Contact us: NuMicro@nuvoton.com</p> <div style="text-align: center;"> </div>	File name	Description	Version	ICP Programming Tool (Build 4228) V1.03.zip	NuMicro ICP tool & user manual	V1.03	ISP Programming Tool.zip	NuMicro ISP Programming Tool & user manual	V1.40	NuGang Programmer V5.31.zip	NuGang Programmer software & user manual	V5.31	File name	Description	Version	Nu-Link Driver for Keil RVMDK(Build 4228) V1.03.zip	This driver is to support Nu-Link recognized by Keil RVMDK Development Environment and support all NuMicro Family Devices selectable.	V1.03	Nu-Link Driver for IAR EWARM(Build 4228) V1.03.zip	This driver is to support Nu-Link recognized by IAR EWARM Development Environment and support all NuMicro Family Devices selectable.	V1.03
File name	Description	Version																			
ICP Programming Tool (Build 4228) V1.03.zip	NuMicro ICP tool & user manual	V1.03																			
ISP Programming Tool.zip	NuMicro ISP Programming Tool & user manual	V1.40																			
NuGang Programmer V5.31.zip	NuGang Programmer software & user manual	V5.31																			
File name	Description	Version																			
Nu-Link Driver for Keil RVMDK(Build 4228) V1.03.zip	This driver is to support Nu-Link recognized by Keil RVMDK Development Environment and support all NuMicro Family Devices selectable.	V1.03																			
Nu-Link Driver for IAR EWARM(Build 4228) V1.03.zip	This driver is to support Nu-Link recognized by IAR EWARM Development Environment and support all NuMicro Family Devices selectable.	V1.03																			
Step 4	Download the NuMicro™ IAR Embedded Workbench® driver																				

6.3 Download NuMicro™ NUC100 Series BSP Software Library

<p>Step1</p>	<p>Visit the Nuvoton NuMicro™ website: http://www.nuvoton.com/NuMicro</p>
<p>Step2</p>	<p>The screenshot shows the NuMicro Family product page. Under the 'Development Resources' section, the 'Device Driver and Software Library' link is highlighted with a red dashed box. A yellow callout bubble with a red arrow points to this link, containing the text: 'Click here to enter Device Driver and Software Library'. Other sections visible include 'Products', 'Technical Support', and 'News and Events'.</p>

Step 3																														
	<table border="1"> <thead> <tr> <th>File name</th> <th>Description</th> <th>Version</th> </tr> </thead> <tbody> <tr> <td> M051 Series BSP_RegCtrlPrg_v1.00.001.zip NUC100 Series Driver Reference Guide </td> <td>M051 series software package based on register programming coding rule for sample code & user guide.</td> <td>V1.00.001 V1.03.001</td> </tr> <tr> <td> NUC100 Series BSP_CMSIS_v1.03.002.zip NUC100 Series Driver Reference Guide (Simplified Chinese) </td> <td>NUC100 series software package based on CMSIS version 1.3. It supports both IAR and Keil development environment with drivers and samples codes. Examples source code for NuTiny-100/120 and Learning Board are included. For detailed, please download it and unzip it.</td> <td>V1.03.002 V1.03.001</td> </tr> </tbody> </table> <p>Programmer Software Tools Package</p> <table border="1"> <thead> <tr> <th>File name</th> <th>Description</th> <th>Version</th> </tr> </thead> <tbody> <tr> <td> ICP Programming Tool (Build 4228) V1.03.zip </td> <td>NuMicro ICP tool & user manual</td> <td>V1.03</td> </tr> <tr> <td> ISP Programming Tool.zip </td> <td>NuMicro ISP Programming Tool & user manual</td> <td>V1.40</td> </tr> <tr> <td> NuGang Programmer V5.31.zip </td> <td>NuGang Programmer software & user manual</td> <td>V5.31</td> </tr> </tbody> </table> <p>Nu-Link Driver</p> <table border="1"> <thead> <tr> <th>File name</th> <th>Description</th> <th>Version</th> </tr> </thead> <tbody> <tr> <td> Nu-Link Driver for Keil RVMDK(Build 4228) V1.03.zip </td> <td>This driver is to support Nu-Link recognized by Keil RVMDK Development Environment and support all NuMicro Family Devices selectable.</td> <td>V1.03</td> </tr> <tr> <td> Nu-Link Driver for IAR EWARM(Build 4228) V1.03.zip </td> <td>This driver is to support Nu-Link recognized by IAR EWARM Development Environment and support all NuMicro Family Devices selectable.</td> <td>V1.03</td> </tr> </tbody> </table> <p>Contact us: NuMicro@nuvoton.com</p>	File name	Description	Version	M051 Series BSP_RegCtrlPrg_v1.00.001.zip NUC100 Series Driver Reference Guide	M051 series software package based on register programming coding rule for sample code & user guide.	V1.00.001 V1.03.001	NUC100 Series BSP_CMSIS_v1.03.002.zip NUC100 Series Driver Reference Guide (Simplified Chinese)	NUC100 series software package based on CMSIS version 1.3. It supports both IAR and Keil development environment with drivers and samples codes. Examples source code for NuTiny-100/120 and Learning Board are included. For detailed, please download it and unzip it.	V1.03.002 V1.03.001	File name	Description	Version	ICP Programming Tool (Build 4228) V1.03.zip	NuMicro ICP tool & user manual	V1.03	ISP Programming Tool.zip	NuMicro ISP Programming Tool & user manual	V1.40	NuGang Programmer V5.31.zip	NuGang Programmer software & user manual	V5.31	File name	Description	Version	Nu-Link Driver for Keil RVMDK(Build 4228) V1.03.zip	This driver is to support Nu-Link recognized by Keil RVMDK Development Environment and support all NuMicro Family Devices selectable.	V1.03	Nu-Link Driver for IAR EWARM(Build 4228) V1.03.zip	This driver is to support Nu-Link recognized by IAR EWARM Development Environment and support all NuMicro Family Devices selectable.
File name	Description	Version																												
M051 Series BSP_RegCtrlPrg_v1.00.001.zip NUC100 Series Driver Reference Guide	M051 series software package based on register programming coding rule for sample code & user guide.	V1.00.001 V1.03.001																												
NUC100 Series BSP_CMSIS_v1.03.002.zip NUC100 Series Driver Reference Guide (Simplified Chinese)	NUC100 series software package based on CMSIS version 1.3. It supports both IAR and Keil development environment with drivers and samples codes. Examples source code for NuTiny-100/120 and Learning Board are included. For detailed, please download it and unzip it.	V1.03.002 V1.03.001																												
File name	Description	Version																												
ICP Programming Tool (Build 4228) V1.03.zip	NuMicro ICP tool & user manual	V1.03																												
ISP Programming Tool.zip	NuMicro ISP Programming Tool & user manual	V1.40																												
NuGang Programmer V5.31.zip	NuGang Programmer software & user manual	V5.31																												
File name	Description	Version																												
Nu-Link Driver for Keil RVMDK(Build 4228) V1.03.zip	This driver is to support Nu-Link recognized by Keil RVMDK Development Environment and support all NuMicro Family Devices selectable.	V1.03																												
Nu-Link Driver for IAR EWARM(Build 4228) V1.03.zip	This driver is to support Nu-Link recognized by IAR EWARM Development Environment and support all NuMicro Family Devices selectable.	V1.03																												
Step 4	Download the NuMicro™ NUC100 series software library																													



7 Revision History

Version	Date	Page	Description
1.0	April 20, 2011	--	Initial Release

Important Notice

Nuvoton products are not designed, intended, authorized or warranted for use as components in systems or equipment intended for surgical implantation, atomic energy control instruments, airplane or spaceship instruments, transportation instruments, traffic signal instruments, combustion control instruments, or for other applications intended to support or sustain life. Further more, Nuvoton products are not intended for applications wherein failure of Nuvoton products could result or lead to a situation wherein personal injury, death or severe property or environmental damage could occur.

Nuvoton customers using or selling these products for use in such applications do so at their own risk and agree to fully indemnify Nuvoton for any damages resulting from such improper use or sales.

Please note that all data and specifications are subject to change without notice. All the trademarks of products and companies mentioned in this datasheet belong to their respective owners.