


- Features:
- Thick film resistor element
  - Multiple circuit types available
  - High palladium inner terminations
  - Square corner construction standard
  - Zero ohm jumper available
  - RoHS compliant and halogen free

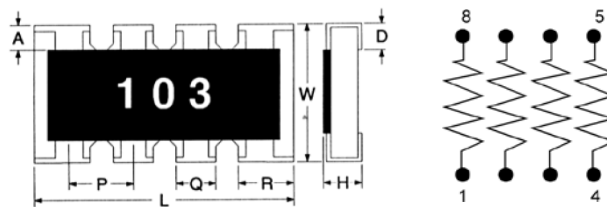


Electrical Specifications							
Type / Code	Power Rating (Watts) @ 70°C	Maximum Working Voltage <sup>(1)</sup>	Maximum Overload Voltage	TCR (ppm/°C)	Ohmic Range (Ω) and Tolerance		
					1%	2%	5%
RAVS102D	0.063W	25V	50V	± 300 ppm/°C ± 200 ppm/°C	-	1 - 10	
RAVS162D	0.063W	50V	100V	± 200 ppm/°C	10 - 1M		
RAVS104D	0.063W	25V	50V	± 200 ppm/°C	-		10 - 1M
RAVS164D	0.063W	50V	100V	± 200 ppm/°C	-		22 - 1M
RAVS324D	0.125W	200V	400V	± 200 ppm/°C	22 - 1M	10 - 1M	

(1) Lesser of  $\sqrt{P \cdot R}$  or maximum working voltage

**Mechanical Specifications**

Schematic:

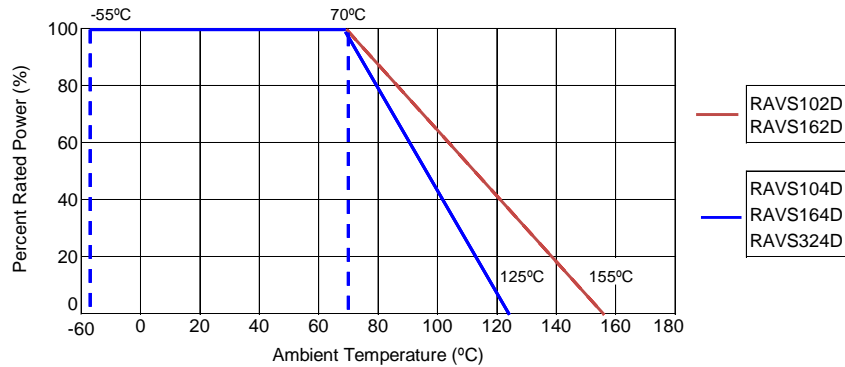


Type / Code	Body Length L	Body Width W	Body Height H	Element Spacing P	Termination Width Q	End Termination Width R	Top Termination A	Bottom Termination D	Unit
RAVS102D	0.039 ± 0.004 1.00 ± 0.10	0.039 ± 0.004 1.00 ± 0.10	0.014 ± 0.004 0.35 ± 0.10	0.026 ± 0.002 0.65 ± 0.05	-	0.013 ± 0.002 0.33 ± 0.05	0.006 ± 0.004 0.15 ± 0.10	0.010 ± 0.002 0.25 ± 0.05	inches mm
RAVS162D	0.063 ± 0.006 1.60 ± 0.15	0.063 ± 0.006 1.60 ± 0.15	0.020 ± 0.006 0.50 ± 0.15	0.031 ± 0.002 0.80 ± 0.05	-	0.024 ± 0.006 0.60 ± 0.15	0.012 ± 0.006 0.30 ± 0.15	0.012 ± 0.006 0.30 ± 0.15	inches mm
RAVS104D	0.079 ± 0.004 2.00 ± 0.10	0.039 ± 0.004 1.00 ± 0.10	0.014 ± 0.002 0.35 ± 0.05	0.020 ± 0.004 0.50 ± 0.10	0.012 ± 0.006 0.30 ± 0.15	0.016 ± 0.006 0.40 ± 0.15	0.006 ± 0.004 0.15 ± 0.10	0.010 ± 0.004 0.25 ± 0.10	inches mm
RAVS164D	0.126 ± 0.004 3.20 ± 0.10	0.063 ± 0.004 1.60 ± 0.10	0.020 ± 0.004 0.50 ± 0.10	0.031 ± 0.004 0.80 ± 0.10	0.016 ± 0.006 0.40 ± 0.15	0.024 ± 0.006 0.60 ± 0.15	0.012 ± 0.008 0.30 ± 0.20	0.010 ± 0.006 0.25 ± 0.15	inches mm
RAVS324D	0.200 ± 0.008 5.08 ± 0.20	0.122 ± 0.008 3.10 ± 0.20	0.022 ± 0.004 0.55 ± 0.10	0.050 ± 0.004 1.27 ± 0.10	0.031 ± 0.008 0.80 ± 0.20	- -	0.020 ± 0.008 0.50 ± 0.20	0.012 ± 0.008 0.30 ± 0.20	inches mm

Performance Characteristics	
Test	Test Results (JIS C 5202)
Load Life in Moisture	±3%
Temperature Cycle	±1%
Load Life	±3%
Resistance to Soldering Heat	±1%
Terminal Adhesion	±1%
Short Time Overload	±2%
Anti-sulfur (ASTM B 809-95) 60°C, >90% R.H.	±1%

Operating Temperature Range: -55°C to +155°C (RAVS102D, RAVS162D)  
-55°C to +125°C (RAVS104D, RAVS164D, RAVS324D)

**Power Derating Curve:**



**RoHS Compliance**

Stackpole Electronics has joined the worldwide effort to reduce the amount of lead in electronic components and to meet the various regulatory requirements now prevalent, such as the European Union’s directive regarding “Restrictions on Hazardous Substances” (RoHS 2). As part of this ongoing program, we periodically update this document with the status regarding the availability of our compliant components. All our standard part numbers are compliant to EU Directive 2011/65/EU of the European Parliament.

RoHS Compliance Status						
Standard Product Series	Description	Package / Termination Type	Standard Series RoHS Compliant	Lead-Free Termination Composition	Lead-Free Mfg. Effective Date (Std Product Series)	Lead-Free Effective Date Code (YY/WW)
RAVS	Convex Anti-Sulfur Chip Resistor Array	SMD	YES(1)	100% Matte Sn over Ni	Always	Always

Note (1): RoHS Compliant by means of exemption 7c-l.

**“Conflict Metals” Commitment**

We at Stackpole Electronics, Inc. are joined with our industry in opposing the use of metals mined in the “conflict region” of the Eastern Democratic Republic of the Congo (DRC) in our products. Recognizing that the supply chain for metals used in the electronics industry is very complex, we work closely with our own suppliers to verify to the extent possible that the materials and products we supply do not contain metals sourced from this conflict region. As such, we are in compliance with the requirements of Dodd-Frank Act regarding Conflict Minerals.

**Compliance to “REACH”**

We certify that all passive components supplied by Stackpole Electronics, Inc. are SVHC (Substances of Very High Concern) free and compliant with the requirements of EU Directive 1907/2006/EC, “The Registration, Evaluation, Authorization and Restriction of Chemicals”, otherwise referred to as REACH. Contact us for complete list of REACH Substance Candidate List.

**Environmental Policy**

It is the policy of Stackpole Electronics, Inc. (SEI) to protect the environment in all localities in which we operate. We continually strive to improve our effect on the environment. We observe all applicable laws and regulations regarding the protection of our environment and all requests related to the environment to which we have agreed. We are committed to the prevention of all forms of pollution.

**How to Order**

1	2	3	4	5	6	7	8	9	10	11	12	13	14
R	A	V	S	3	2	4	D	J	T	1	0	K	0

Product Series		Code	Power	Elements	Circuit Type		Tolerance		Packaging				Resistance Value
RAVS	Convex Anti-Sulfur	10 16 32	0.063W 0.063W 0.125W	2 4	Code	Description	Code	Tol	Code	Description	Size	Quantity	Four characters with the multiplier used as the decimal holder.
					D	Isolated	F	1%	T	Tape and Reel	10 16 32	10,000 5,000 4,000	22 ohm = 22R0 10.2 Kohm = 10K2 1 Mohm = 1M00 Zero ohm jumper = 0R00
							G	2%					
							J	5%					
							Z	Jumper					