

PCB terminal block - PT 1,5/13-5,0-H - 1935271

Please be informed that the data shown in this PDF Document is generated from our Online Catalog. Please find the complete data in the user's documentation. Our General Terms of Use for Downloads are valid (<http://phoenixcontact.com/download>)

PCB terminal block, Nominal current: 17.5 A, Nom. voltage: 400 V, Pitch: 5 mm, Number of positions: 13, Connection method: Screw connection, Mounting: Soldering, Conductor/PCB connection direction: 0 °, Color: green, Also possible: Connection of a 1.5 mm² conductor with ferrule, then however with reduction in rated voltage or pollution degree / surge category.



The figure shows a 10-position version of the product

Product Features

- Large terminal block capacity thanks to rectangular clamping space
- Rugged version with high current carrying capacity
- Highly flexible conductor protection for easy, repeated connection
- Plus/minus screw



Key Commercial Data

Packing unit	1 pc
Minimum order quantity	50 pc
Weight per Piece (excluding packing)	13.07 g
Custom tariff number	85369010
Country of origin	Germany

Technical data

Dimensions

Length	9 mm
Height	11.3 mm
Pitch	5 mm
Dimension a	60 mm
Pin dimensions	1,0 mm
Pin spacing	5 mm
Hole diameter	1.3 mm

General

PCB terminal block - PT 1,5/13-5,0-H - 1935271

Technical data

General

Range of articles	PT 1,5/..-H
Insulating material group	I
Rated surge voltage (III/3)	4 kV
Rated surge voltage (III/2)	4 kV
Rated surge voltage (II/2)	4 kV
Rated voltage (III/3)	250 V
Rated voltage (III/2)	400 V
Rated voltage (II/2)	630 V
Connection in acc. with standard	EN-VDE
Nominal current I_N	17.5 A
Nominal cross section	1.5 mm ²
Maximum load current	17.5 A
Insulating material	PA
Solder pin surface	Sn
Inflammability class according to UL 94	V0
Internal cylindrical gage	A1
Stripping length	5 mm
Number of positions	13
Screw thread	M2,6
Tightening torque, min	0.35 Nm
Tightening torque max	0.4 Nm

Connection data

Conductor cross section solid min.	0.2 mm ²
Conductor cross section solid max.	2.5 mm ²
Conductor cross section flexible min.	0.2 mm ²
Conductor cross section flexible max.	2.5 mm ²
Conductor cross section flexible, with ferrule without plastic sleeve min.	0.25 mm ²
Conductor cross section flexible, with ferrule without plastic sleeve max.	1.5 mm ²
Conductor cross section flexible, with ferrule with plastic sleeve min.	0.25 mm ²
Conductor cross section flexible, with ferrule with plastic sleeve max.	1.5 mm ²
Conductor cross section AWG min.	26
Conductor cross section AWG max.	14
2 conductors with same cross section, solid min.	0.2 mm ²
2 conductors with same cross section, solid max.	0.75 mm ²
2 conductors with same cross section, stranded min.	0.2 mm ²
2 conductors with same cross section, stranded max.	0.75 mm ²

PCB terminal block - PT 1,5/13-5,0-H - 1935271

Technical data

Connection data

2 conductors with same cross section, stranded, ferrules without plastic sleeve, min.	0.25 mm ²
2 conductors with same cross section, stranded, ferrules without plastic sleeve, max.	0.34 mm ²
2 conductors with same cross section, stranded, TWIN ferrules with plastic sleeve, min.	0.5 mm ²
2 conductors with same cross section, stranded, TWIN ferrules with plastic sleeve, max.	0.75 mm ²

Classifications

eCl@ss

eCl@ss 4.0	272607xx
eCl@ss 4.1	27141109
eCl@ss 5.0	27141190
eCl@ss 5.1	27141190
eCl@ss 6.0	27261101
eCl@ss 7.0	27440401
eCl@ss 8.0	27440401

ETIM

ETIM 3.0	EC001121
ETIM 4.0	EC002643
ETIM 5.0	EC002643

UNSPSC

UNSPSC 6.01	30211801
UNSPSC 7.0901	39121432
UNSPSC 11	34131203
UNSPSC 12.01	39121432
UNSPSC 13.2	39121432

Approvals

Approvals

Approvals

UL Recognized / cUL Recognized / CCA / VDE Gutachten mit Fertigungsüberwachung / CCA / IECCE CB Scheme / EAC / SEV / cULus Recognized


PCB terminal block - PT 1,5/13-5,0-H - 1935271


Approvals

Ex Approvals


Approvals submitted

Approval details

UL Recognized 		
	B	D
mm ² /AWG/kcmil	26-12	26-12
Nominal current I _N	18 A	10 A
Nominal voltage U _N	300 V	300 V

cUL Recognized 		
	B	D
mm ² /AWG/kcmil	26-12	26-12
Nominal current I _N	18 A	10 A
Nominal voltage U _N	300 V	300 V

CCA	
mm ² /AWG/kcmil	2.5
Nominal current I _N	16 A
Nominal voltage U _N	250 V

VDE Gutachten mit Fertigungsüberwachung 	
mm ² /AWG/kcmil	0.2-2.5
Nominal current I _N	24 A
Nominal voltage U _N	250 V

PCB terminal block - PT 1,5/13-5,0-H - 1935271

Approvals

CCA	
mm ² /AWG/kcmil	0.2-2.5
Nominal current I _N	24 A
Nominal voltage U _N	250 V

IECEE CB Scheme	
mm ² /AWG/kcmil	0.2-2.5
Nominal current I _N	24 A
Nominal voltage U _N	250 V

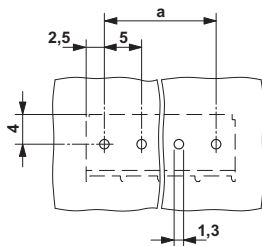
EAC	
-----	--

SEV	
mm ² /AWG/kcmil	2.5
Nominal current I _N	16 A
Nominal voltage U _N	250 V

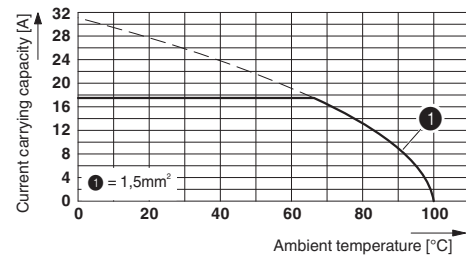
cULus Recognized	
------------------	--

Drawings

Drilling diagram



Diagram



Derating diagram for 5 pins;reduction factor=1

PCB terminal block - PT 1,5/13-5,0-H - 1935271

Dimensional drawing

