


NetRunner™ High Capacity Vertical Cable Managers

specifications

The vertical cable manager shall be capable of mounting to EIA racks to manage cables on the front and rear of the rack. The manager shall be molded out of plastic and possess cable management fingers and pass through holes. The fingers shall provide integral bend radius control and be spaced so that the gaps between the fingers align with EIA rack spaces. The pass through holes shall provide bend radius control, will have adequate space for pre-terminated media, and slots that can be used for securing of cable straps. The vertical manager shall have a dual hinged metal door that can be opened to the left or right 110 degrees. The manager shall be able to accept wire retainers that can be snapped on the cable management fingers. The manager shall accept 19" EIA accessories such as strain relief bars and PDU mounted vertically in a zero RU format.



technical information

Performance level: Designed to meet TIA/EIA-568-B.2-1 Category 6 standard

Dimensions:	Part Number	RU	Height in. (mm)	Width in. (mm)	Depth in. (mm)
	NRVF6	45	80.4 (2042)	6.7 (170)	7.5 (190)
	NRVF10	45	80.4 (2042)	10.0 (254)	7.5 (190)
	NRVF12	45	80.4 (2042)	12.0 (305)	7.5 (190)
	NRV6	45	80.4 (2042)	6.7 (170)	13.8 (350)
	NRV10	45	80.4 (2042)	10.0 (254)	13.8 (350)
	NRV12	45	80.4 (2042)	12.0 (305)	13.8 (350)
	NRD6B1	45	82.2 (2088)	7.4 (188)	1.6 (40)
	NRD10B1	45	82.2 (2088)	10.7 (272)	1.6 (40)
	NRD12B1	45	82.2 (2088)	12.7 (322)	1.6 (40)

key features and benefits

Bend radius fingers	Align with rack spaces to support cables as they transition to the vertical pathway
Large finger opening	Accommodates up to 24 Category 6A cables eliminating the need to remove fingers for cable routing speeding installation
Integral cable retainer	On the end of each finger to contain cables within each rack unit
6", 10", and 12" width managers	Provides more capacity for newer or augmented switches and higher cable counts
Integral EIA 19" zero RU mounting points	Allows mounting of many standard EIA 19" accessories vertically in the front or back of the manager
Full length metal door on 6", 10", and 12" wide units	Easy open and close door
Larger cable pass through openings	Allows large pass-through for Category 6, 6A cables or QuickNet™ Pre-Terminated MTP** Cassettes and for increased air flow

applications

Panduit® NetRunner™ High Capacity Vertical Cable Managers provide cost effective solutions that organize, manage, protect and showcase network cabling while ensuring system performance and reliability and has preferred compatibility to Panduit racks, patch panels, and connectivity to provide a complete end-to-end solution. NetRunner™ High Capacity

Vertical Cable Managers minimize risks to system performance in data centers and/or telecommunications rooms. NetRunner™ High Capacity Managers are specifically designed for Category 6, 6A, QuickNet™ Pre-Terminated MTP** Cassettes, QuickNet™ Plug Pack Assemblies as part of a wide variety of system solutions from Panduit.

**MTP is a registered trademark of US Conec Ltd.

www.panduit.com

PANDUIT®

SPECIFICATION SHEET

Vertical Cable Managers

Front and Rear

45 RU 6" x 6":	NRV6
45 RU 10" x 6":	NRV10
45 RU 12" x 6":	NRV12

Front only

45 RU 6" x 6":	NRVF6
45 RU 10" x 6":	NRVF10
45 RU 12" x 6":	NRVF12

Doors

6" wide:	NRD6B1
10" wide:	NRD10B1
12" wide:	NRD12B1

NetManager™ High Capacity Horizontal Managers

Front and rear 1 RU:

NM1

Front and rear 2 RU:

NM2

Front and rear 3 RU:

NM3

Front and rear 4 RU:

NM4

Front only 1 RU:

NMF1

Front only 2 RU:

NMF2

Front only 3 RU:

NMF3

Front only 4 RU:

NMF4

Accessories

Center mount bracket kit:

NRVCB
(for use with EIA standard 2 post and Panduit 4 Post Racks)

Side mount hardware kit:

WMPVSMK
(for use with Panduit R4P* racks)

Cable retainers:

(package of 10)
WR5E-X

Rack top trough with waterfall:

WMPV45ERTW
(for use with R2P*)

End panel:

NREP1

Strain relief bar:

SRB19BLV











Slack spool, front or rear:

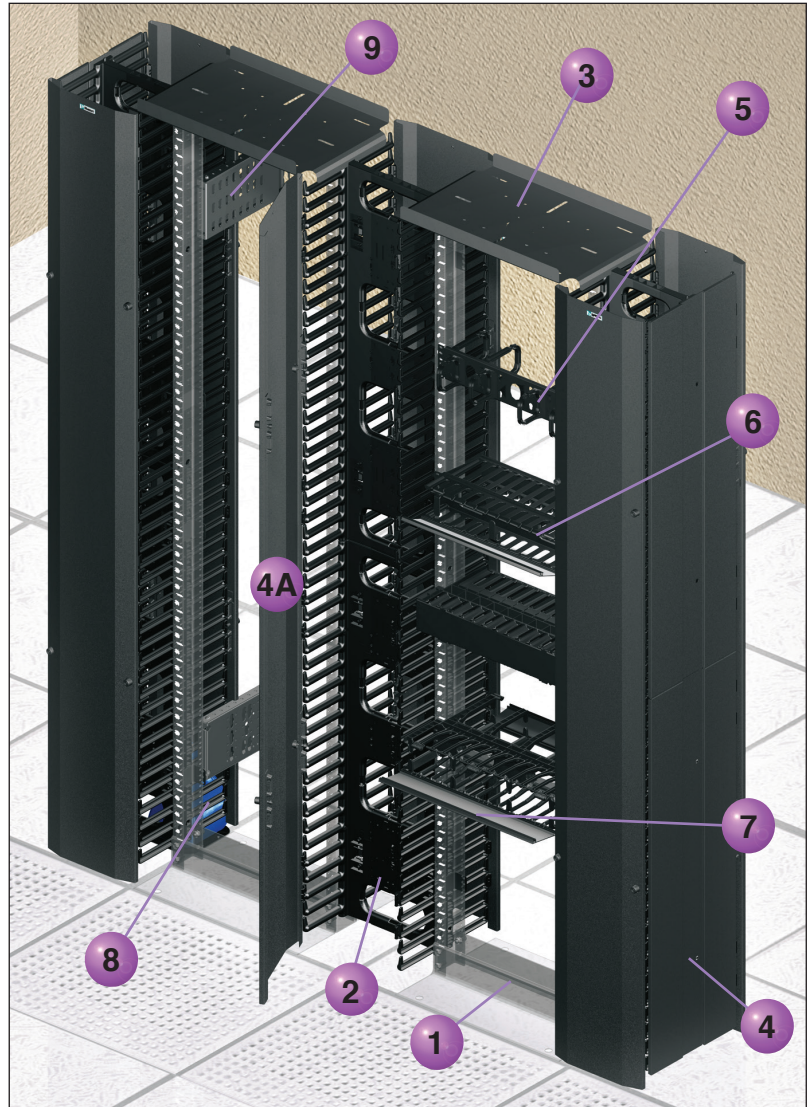
PRSP5^

*Suffix for size and type.

^Slack spool is only compatible with 10" and 12" NetRunner™ High Capacity Vertical Cable Managers.

NetRunner™ High Capacity Vertical Cable Managers

- 1** R2P* – 19" Standard EIA Rack, 19" x 7', 45 RU 
- 2** NRV12 (shown) – 12" Wide Front and Rear Vertical Manager – 45 RU
NRV10 10" wide (not shown)
NRV6 6" wide (not shown) 
- 3** WMPV45ERTW – Rack Top Trough with Waterfall creates pathway above rack, for use with R2P 
- 4** NREP1 (shown) – End Panel for NRV12, NRV10, NVR6 
- 4A** NRD12B1 – Dual Hinged Door 12" wide (shown)
NRD10B1 – Dual Hinged Door 10" wide (not shown)
NRD6B1 – Dual Hinged Door 6" wide (not shown) 
- 5** CMPH2 – 2 RU Open-Access™ Horizontal Cable Manager D-rings installed on panels
Front D-ring size 3"H x 3"D
Rear D-ring size 3"H x 5"D
Width 19" 
- 6** WMPH1E – 2 RU PatchLink™ Horizontal Cable Manager 
- 7** NM2 – 2 RU NetManager™ High Capacity Horizontal Cable Manager 
- 8** RFG6X8 – Cool Boot® Raised Floor Air Sealing Grommet 
- 9** R2PPDUB – Power Distribution Unit (PDU) bracket for 2 and 4 post racks 



Part Number	Front Channel with Slack Spool				Front Channel with No Slack Spool					Rear Channel					
	Channel Area (in ²)	Cat. 6A* (28 AWG)	Cat. 6A^ (24 AWG)	Cat. 6+ (28 AWG)	Cat. 6 [‡] (24 AWG)	Channel Area (in ²)	Cat. 6A* (28 AWG)	Cat. 6A^ (24 AWG)	Cat. 6+ (28 AWG)	Cat. 6 [‡] (24 AWG)	Channel Area (in ²)	Cat. 6A* (28 AWG)	Cat. 6A^ (24 AWG)	Cat. 6+ (28 AWG)	Cat. 6 [‡] (24 AWG)
NRV6 (front/rear)	23.3					32.9	489	221	744	303	32.9	489	221	744	303
NRVF6 (front only)	23.3	346	156	527	214	32.9	489	221	744	303	—	—	—	—	—
NRV10 (front/rear)	42.8					52.4	779	352	1186	483	52.4	779	352	1186	483
NRVF10 (front only)	42.8	636	288	968	394	52.4	779	352	1186	483	—	—	—	—	—
NRV12 (front/rear)	54.6					64.2	955	432	1453	592	64.2	955	432	1453	592
NRVF12 (front only)	54.6	812	367	1235	503	64.2	955	432	1453	592	—	—	—	—	—
Single NRV Finger	4.75	88	39	134	54										

*Cat 6A 28 AWG: 0.185"
 ^Cat 6A 24 AWG: 0.275"
 +Cat 6 28 AWG: 0.150"
 ‡Cat 6 24 AWG: 0.23"

WORLDWIDE SUBSIDIARIES AND SALES OFFICES

PANDUIT CANADA
 Markham, Ontario
 cs-cdn@panduit.com

PANDUIT EUROPE LTD.
 London, UK
 cs-emea@panduit.com

PANDUIT SINGAPORE PTE. LTD.
 Republic of Singapore
 cs-ap@panduit.com

PANDUIT JAPAN
 Tokyo, Japan
 cs-japan@panduit.com

PANDUIT LATIN AMERICA
 Guadalajara, Mexico
 cs-la@panduit.com

PANDUIT AUSTRALIA PTY. LTD.
 Victoria, Australia
 cs-aus@panduit.com

For a copy of Panduit product warranties, log on to www.panduit.com/warranty



For more information
 Visit us at www.panduit.com

Contact Customer Service by email: cs@panduit.com
 or by phone: 800.777.3300

©2015 Panduit Corp.
 ALL RIGHTS RESERVED.
 RKSP110--WW-ENG
 10/2015