


3M™ Thru-Board Socket

2 mm x 2 mm Ultra Low Profile, Surface Mount

1562 Series



- Ultra low profile
- Board location posts
- Reflow solder compatible
- End to end stackable
- RoHS* compliant

Date Modified: September 09, 2005

TS-0659-07
Sheet 1 of 2

Physical

Insulator

Material: Glass Filled Polyester (PBT)

Flammability: UL 94V-0

Color: Black

Contact

Material: Copper Alloy

Plating:

Underplating: 40-80 μm [1.02 - 2.02 μm] Nickel

Wiping Area: 30 μm [0.76 μm] Gold

Solder Tails: 300 μm [7.6 μm] Matte Tin

Terminal Finish Indicator: e5 (ref JESD97)

Marking: 3M Logo

Electrical

Current Rating: 1 A

Insulation Resistance: $> 1 \times 10^9 \Omega$ at 250 VDC

Withstanding Voltage: 500 Vrms at Sea Level

Environmental

Temperature Rating: -55°C to +105°C

Process Rating: Maximum 260°C, (per J-STD-020C)

Moisture Sensitivity Level: 1 (per J-STD-020C)

* RoHS = Directive 2002/95/EC, Restriction of the Use of Certain Hazardous Substances in Electrical and Electronic Equipment
"RoHS compliant" means that the product or part does not contain any of the following substances in excess of the following maximum concentration values in any homogeneous material: (a) 0.1% (by weight) for each of lead, mercury, hexavalent chromium, polybrominated biphenyls or polybrominated diphenyl ethers; or (b) 0.01% (by weight) for cadmium. Lead, mercury, cadmium, or hexavalent chromium may be present in the product or part in an exempt application as listed in the Annex to the RoHS Directive.

UL File No.: E68080

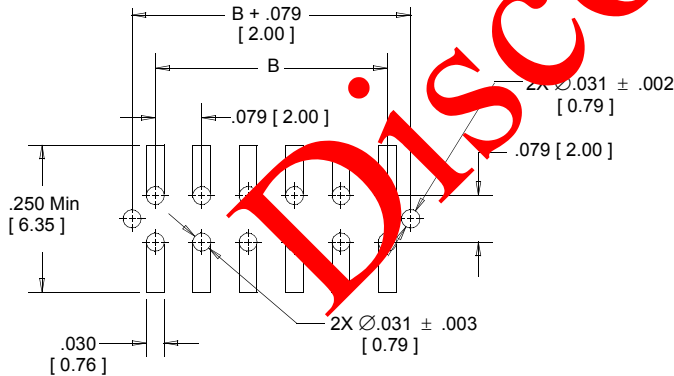
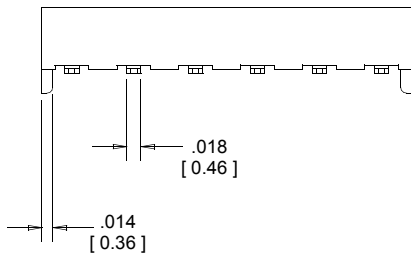
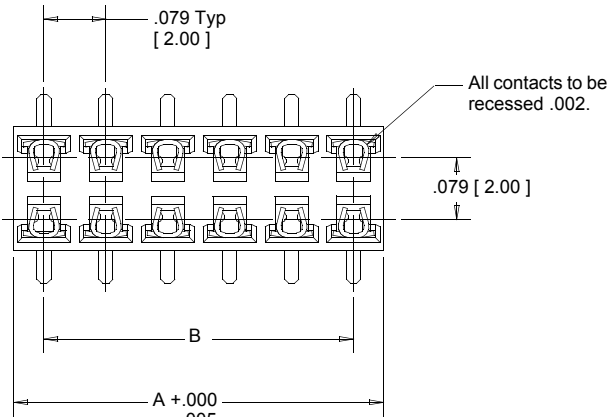
3M™ Thru-Board Socket

2 mm x 2 mm Ultra Low Profile, Surface Mount

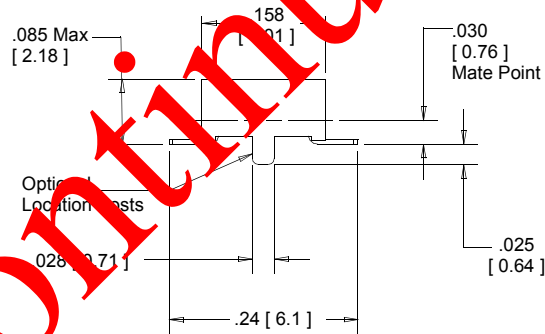
1562 Series



Contact Quantity	Dimensions		tape & reel packaging suffix
	A	B	
04	.157 [4.00]	.079 [2.00]	n/a
06	.236 [6.00]	.157 [4.00]	
08	.315 [8.00]	.236 [6.00]	
10	.394 [10.00]	.315 [8.00]	WB
12	.472 [12.00]	.394 [10.00]	
14	.551 [14.00]	.472 [12.00]	
16	.630 [16.00]	.551 [14.00]	
18	.709 [18.00]	.630 [16.00]	WC
20	.787 [20.00]	.709 [18.00]	
22	.866 [22.00]	.787 [20.00]	WD
24	.945 [24.00]	.866 [22.00]	
26	1.024 [26.00]	.945 [24.00]	
28	1.102 [28.00]	1.024 [26.00]	
30	1.181 [30.00]	1.102 [28.00]	



Recommended Solder Pad Layout



Inch
[mm]

Tolerance Unless Noted		
	.0	.00
inch	±.1	±.01
		±.005

[] Dimensions for Reference Only

Ordering Information

1562XX-20X0-RB-XX

Blank = tray packaging
WX = tape & reel pkg (see table)

Number of Positions:
(See table 1)
Even Number: 4-30

Board Location Post:
0 = None
2 = with Board Location Post

TS-0659-07
Sheet 2 of 2

Important Notice

All statements, technical information, and recommendations related to 3M's products are based on information believed to be reliable, but the accuracy or completeness is not guaranteed. Before using this product, you must evaluate it and determine if it is suitable for your intended application. You assume all risks and liability associated with such use. Any statements related to the product which are not contained in 3M's current publications, or any contrary statements contained on your purchase order shall have no force or effect unless expressly agreed upon, in writing, by an authorized officer of 3M.

3M

Electronics

6801 River Place Blvd.
Austin, TX 78726-9000
800/328-1368
www.3M.com/electronics

Warranty; Limited Remedy; Limited Liability.

This product will be free from defects in material and manufacture for a period of 90 days from the time of purchase. **3M MAKES NO OTHER WARRANTIES INCLUDING, BUT NOT LIMITED TO, ANY IMPLIED WARRANTY OF MERCHANTABILITY OR FITNESS FOR A PARTICULAR PURPOSE.** If this product is defective within the warranty period stated above, your exclusive remedy shall be, at 3M's option, to replace or repair the 3M product or refund the purchase price of the 3M product. **Except where prohibited by law, 3M will not be liable for any indirect, special, incidental or consequential loss or damage arising from this 3M product, regardless of the legal theory asserted.**



Minimum 10%
Post-Consumer Fiber

Printed in USA.

© 3M 2005