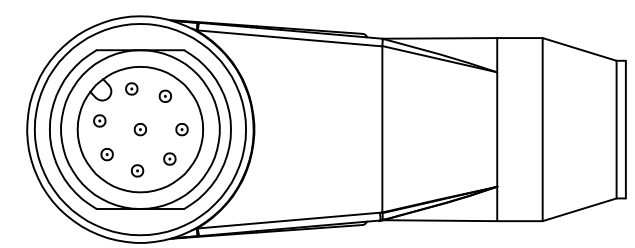


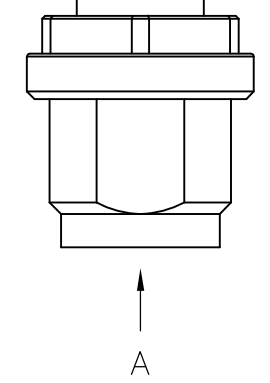
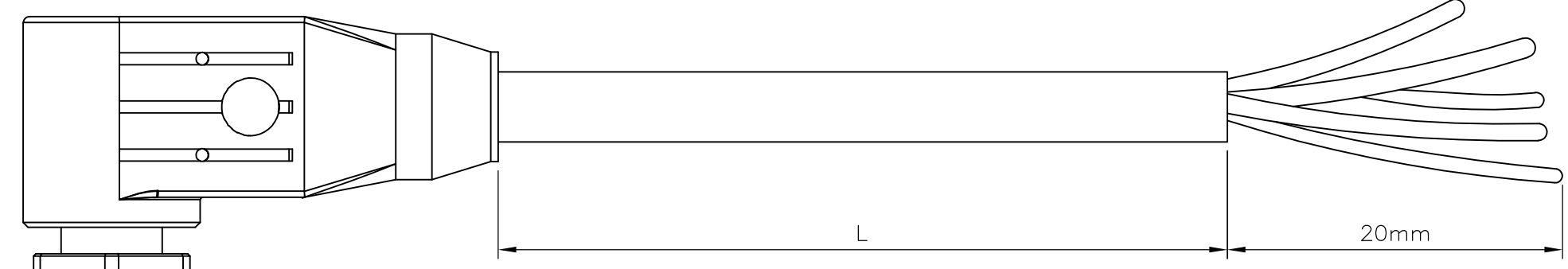
THIS DRAWING IS UNPUBLISHED. RELEASED FOR PUBLICATION
 © COPYRIGHT - By - ALL RIGHTS RESERVED.

LOC	DIST	REVISIONS			
P	LTR	DESCRIPTION	DATE	DWN	APVD
H	-	A	INITIAL RELEASE	26NOV2013	GSK BvH
		A1	ECR-14-011671	20AUG2014	GSK BvH

NOTES:
 Tolerances cable lengths:
 0m to 0.5m +30mm
 0.5m to 1.0m +50mm
 1.0m to 3.0m +100mm
 < 3.0m +1.5%



VIEW 'A'



A

Schematic diagram

Contact Layout Male

1	flexible wire brown
2	flexible wire white
3	flexible wire blue
4	flexible wire black
5	flexible wire gray
6	flexible wire pink
7	flexible wire violet
8	flexible wire orange

TECHNICAL DATA	
Operating voltage	max. 30 V AC/DC
Operating current per contact	max. 2 A
Locking of ports	Screw thread M12 x 1 mm (recommended torque 0.6 Nm) self-securing
Protection	IP65 and IP67 when plugged and screwed down (EN 60529)

PUR CABLE	
No./diameter of wires	8 x 0.25 mm ²
Wire isolation	PP (br, wh, bl, bk, gr, pk, vi, or)
C-track properties	2 million
Jacket	PUR (UL/CSA)
Outer diameter	approx. 6.0 mm
Bend radius (moving)	10 x outer diameter
Temperature range (fixed)	-40...+80 °C
Temperature range (mobile)	-20...+80 °C

LENGTH "L"	MATERIAL	JACKET COLOR	TE PN	DESCRIPTION	ITEM
10mtr	PUR	Grey	2273094-4	8x24AWG PUR 10.0m	4
5mtr			2273094-3	8x24AWG PUR 5.0m	3
3mtr			2273094-2	8x24AWG PUR 3.0m	2
1.5mtr			2273094-1	8x24AWG PUR 1.5m	1

THIS DRAWING IS A CONTROLLED DOCUMENT.

DIMENSIONS: mm	TOLERANCES UNLESS OTHERWISE SPECIFIED:	DWN SATHISH KUMAR .G 26NOV2013	TE Connectivity M12 X 1.0 ANGLED PLUG PIGT A
	0 PLC ± -	CHK B.VELDHOVEN 26NOV2013	
	1 PLC ± -	APVD A.VAN ZANDVOORT 26NOV2013	
	2 PLC ± -	NAME	
	3 PLC ± -	PRODUCT SPEC	108-19483
	4 PLC ± -	APPLICATION SPEC	114-32127
	ANGLES ± -	WEIGHT	-
MATERIAL	FINISH	CUSTOMER DRAWING	SCALE NTS
		SIZE A3	CAGE CODE 00779
		DRAWING NO	G-2273094
		RESTRICTED TO	-
		SHEET	1 OF 1
		REV	A1