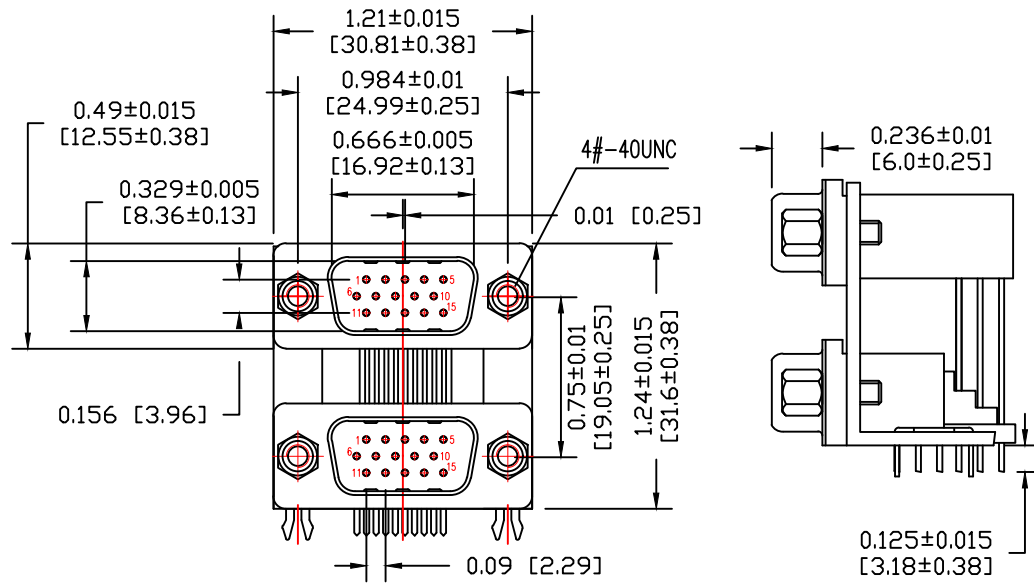


DESCRIPTION: HD - 15 POS - MALE OVER MALE -0.750" CENTERS



ELECTRICAL CHARACTERISTICS

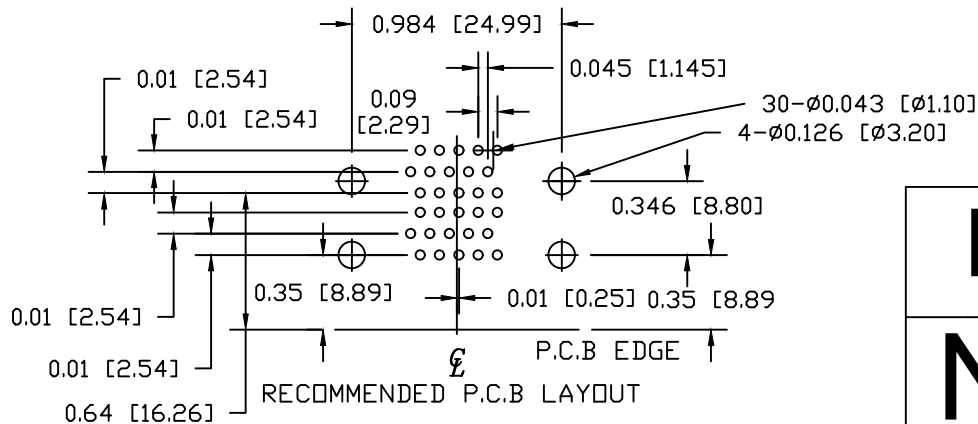
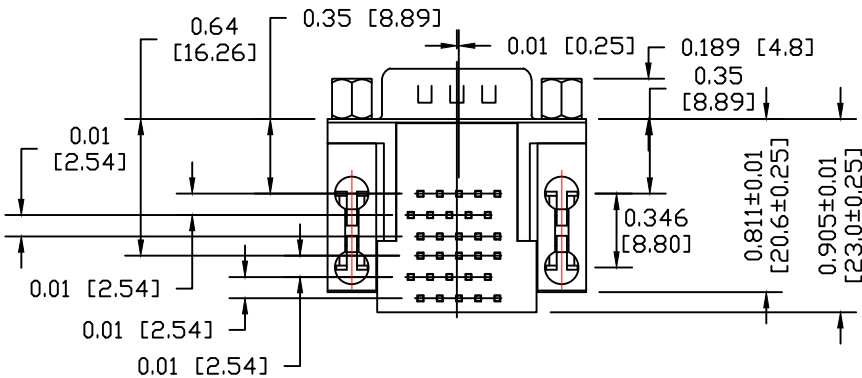
VOLTAGE: 250 VAC (rms) Max.  
 CURRENT RATING: 3 AMPS PER CONTACT  
 CONTACT RESISTANCE: 25 Milliohms Max.  
 INSULATION RESISTANCE: 5000 MOhms Min.  
 DIELECTRIC WITHSTANDING: 1000 VAC (rms)  
 TOTAL MATING FORCE: 6.0 Kgf Max.  
 TOTAL UNMATING FORCE: 1.2 Kgf Min.  
 OPERATING TEMPERATURE: -55°C TO +85°C

MATERIAL CHARACTERISTICS

HOUSING: PA9T, UL94V-0, BLACK  
 CONTACTS: COPPER ALLOY  
 SHELL: SPCC  
 BOARDLOCK: COPPER ALLOY  
 BRACKET: ZINC ALLOY  
 SCREWLOCK: COPPER ALLOY

PLATING CHARACTERISTICS

CONTACTS: GOLD FLASH OVER NICKEL AT CONTACT AREA  
 TIN PLATED OVER NICKEL AT THE SOLDER AREA  
 SHELL: NICKEL PLATED  
 BOARDLOCK: TIN PLATED  
 BRACKET: NICKEL PLATED  
 SCREWLOCK: NICKEL PLATED



**178-YYY-613R577**

SERIES \_\_\_\_\_  
 POSITIONS \_\_\_\_\_  
 H15 \_\_\_\_\_  
 GENDER \_\_\_\_\_  
 61 = MALE OVER MALE  
 SHELL PLATING \_\_\_\_\_  
 3 = NICKEL  
 RoHS COMPLIANT (HIGH TEMP. PROCESS) \_\_\_\_\_  
 HARDWARE OPTIONS \_\_\_\_\_  
 57 = 4-40 STAND OFFS/BOARD LOCKS  
 PLATING OPTIONS \_\_\_\_\_  
 7 = GOLD FLASH MATING AREA WITH TIN TAILS

RoHS Compliant

	THESE DRAWINGS AND SPECIFICATIONS ARE THE PROPERTY OF NorComp AND SHALL NOT BE REPRODUCED, COPIED OR USED AS THE BASIS FOR THE MANUFACTURE OR SALE OF APPARATUS WITHOUT WRITTEN PERMISSION.		DRAWN: J. KADEL	DATE: 07/05/2018	
	<h1>NorComp</h1>		CHECKED:	DATE:	
SCALE: NTS			SHEET 1	OF 1	REV 1
DWG NO. 178-H15-613R577					