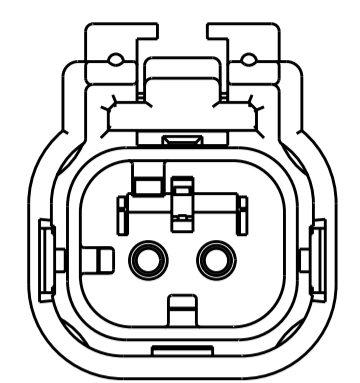
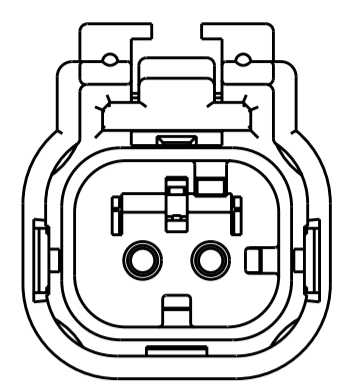


THIS DRAWING IS UNPUBLISHED. RELEASED FOR PUBLICATION 20  
 © COPYRIGHT 20 BY - ALL RIGHTS RESERVED.

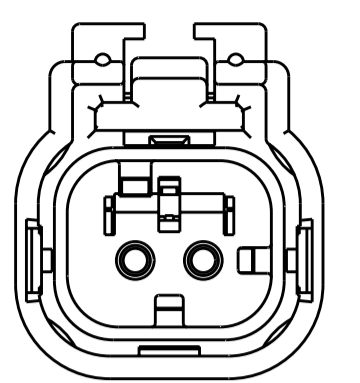
LOC	DIST	REVISIONS					
GE	00	P	LTR	DESCRIPTION	DATE	DWN	APVD
		F4		REVISED PER ECO-11-011612	03JUN2011	DLD	DLD



776427-2  
SCALE 2:1  
KEY B

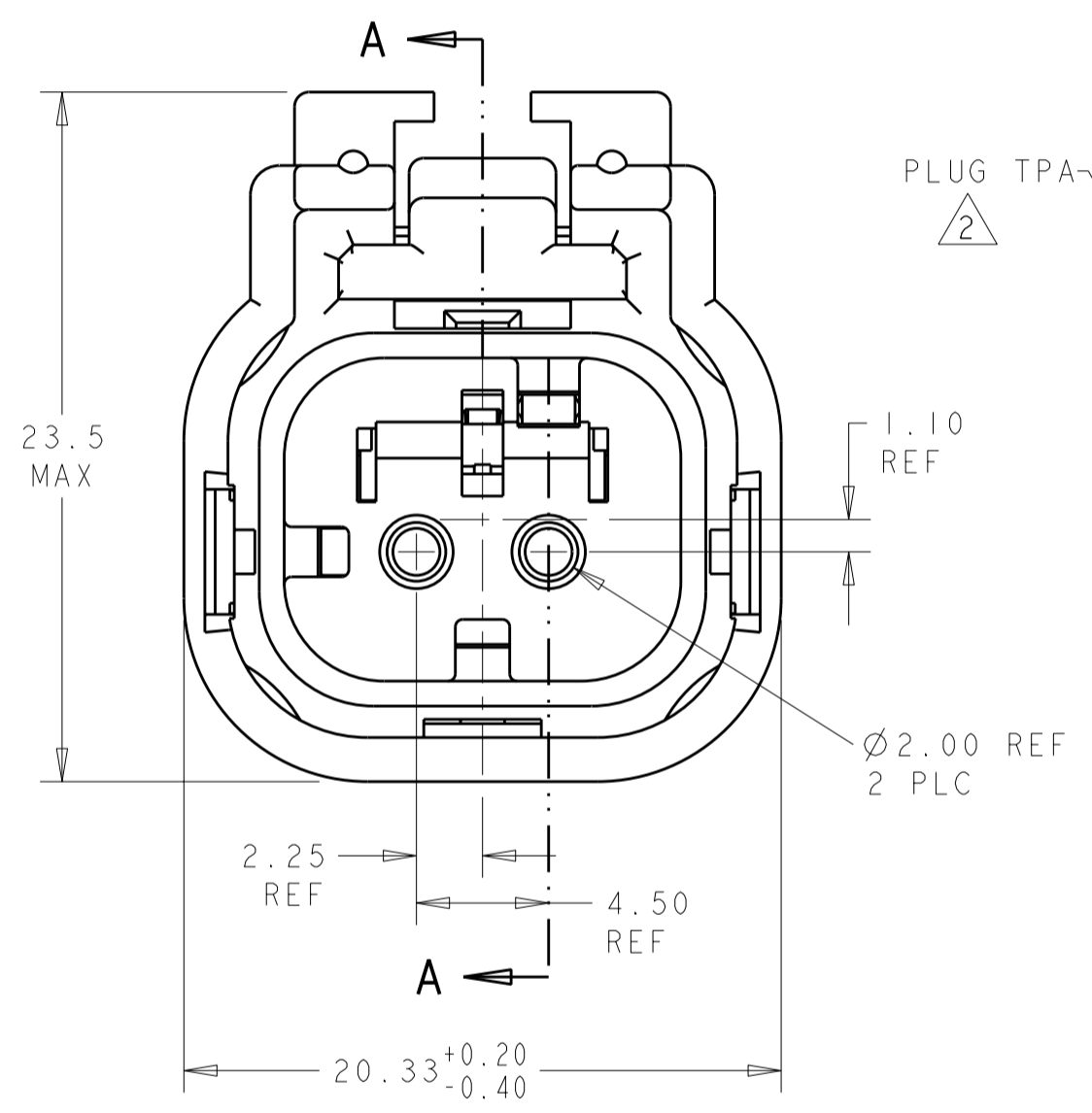


776427-3  
SCALE 2:1  
KEY C

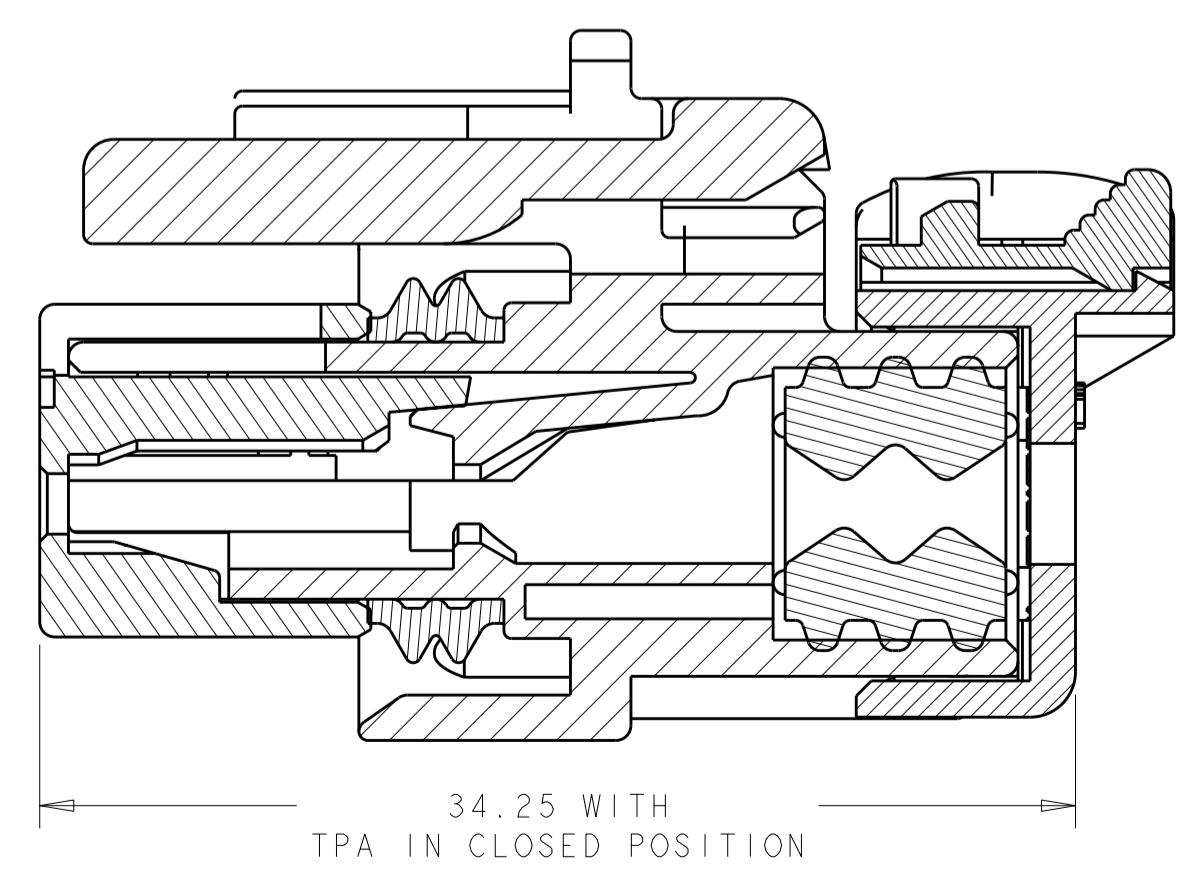

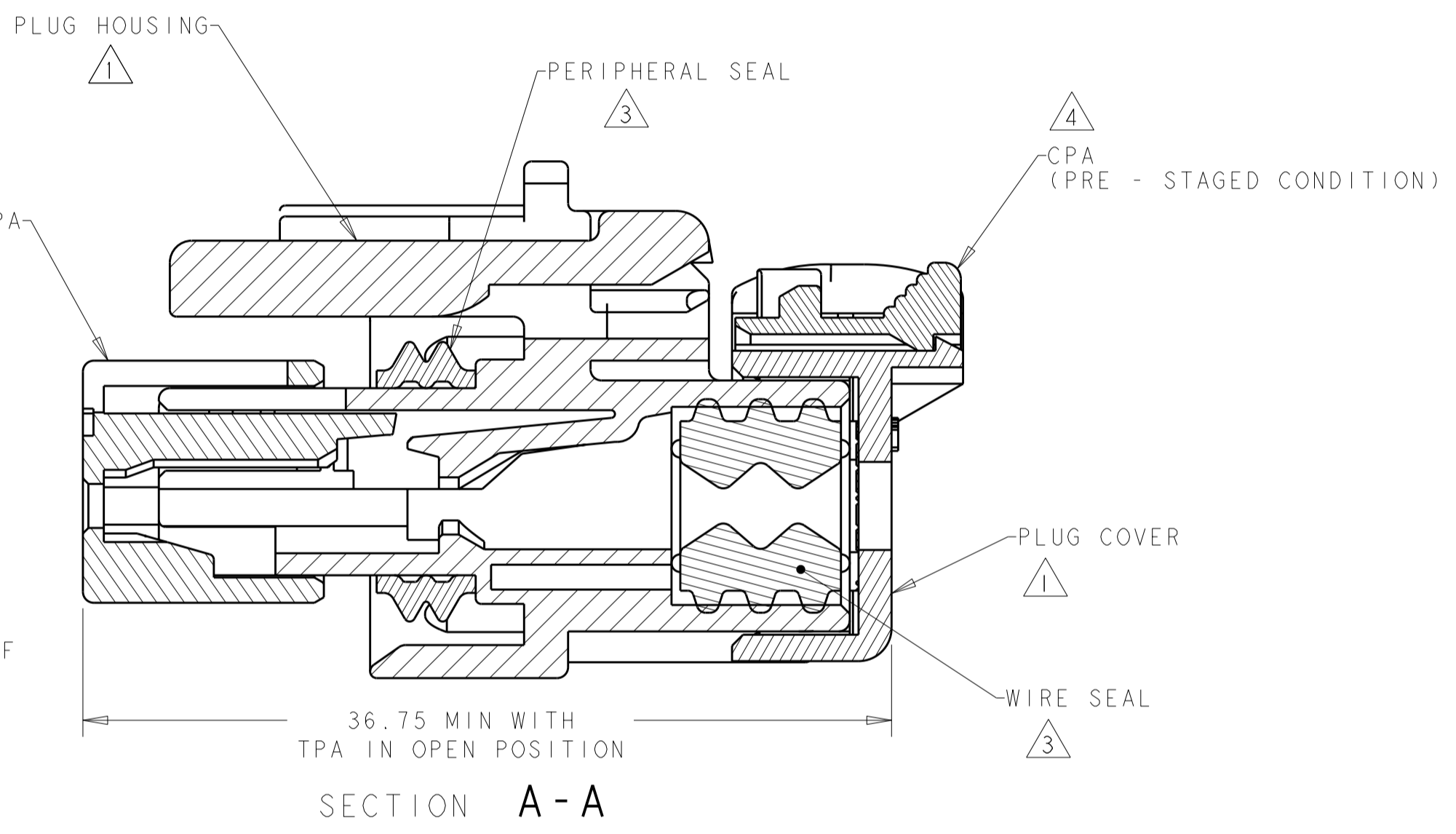


776427-4  
SCALE 2:1  
KEY D

- 1 MATERIAL: 15% GLASS FILLED THERMOPLASTIC  
COLOR: BLACK
  - 2 MATERIAL: 15% GLASS FILLED THERMOPLASTIC  
COLOR: (SEE TABLE)
  - 3 MATERIAL: SILICONE  
COLOR: RED
  - 4 MATERIAL: 15% GLASS FILLED THERMOPLASTIC  
COLOR: RED
5. RECOMMENDED WIRE DIAMETER RANGE IS 2.18 TO 3.67mm.



776427-1 SHOWN  
KEY A



D	GREEN	776427-4
C	YELLOW	776427-3
B	GRAY	776427-2
A	RED	776427-1
KEY	TPA COLOR	PART NUMBER

THIS DRAWING IS A CONTROLLED DOCUMENT.		DWN AJ GRAFF 22FEB00	<b>STE</b> TE Connectivity	
DIMENSIONS: mm		CHK R. GREINER ITDECOI		
TOLERANCES UNLESS OTHERWISE SPECIFIED:		APVD M. TRULLI ITDECOI	NAME PLUG ASSEMBLY, 2 POSITION, SINGLE ROW AMPSEAL 16	
0 PLC ±		PRODUCT SPEC 108-2184	SIZE	RESTRICTED TO
1 PLC ±		APPLICATION SPEC 114-13065	CAGE CODE	A20779C-776427
2 PLC ±		WEIGHT 8±1g	DRAWING NO	
3 PLC ±		CUSTOMER DRAWING	SCALE 4:1	SHEET 1 OF 1
4 PLC ±			REV F4	
ANGLES ±				
FINISH				