

Binning and Labeling

The Acrich series of LEDs are designed for AC operation and high flux output applications. Acrich LEDs are an environmentally friendly semiconductor lighting source that can be directly connected to an AC power source without any DC conversion required.



Acrich's thermal management performance exceeds other power LED solutions by incorporating state-of-the-art SMD design and use of specialized thermal emission material. Acrich is an ideal light source for general purpose illumination applications

This application note provides binning and labeling information of Acrich series. It includes the Acrich bins for luminous flux, wavelength (or x,y coordinates), correlated color temperature (CCT) for white.

AX32X0

Features

- Connect directly in AC
- Power Saving
- Long Life Time
- Simple BOM
- Miniaturization
- Low thermal resistance
- SMT solderability
- Lead Free product
- RoHS compliant

Applications

- Architectural lighting
- Task lighting
- Decorative /
 Pathway lighting
- Household appliances

Full Code of Acriche Series

Full code form : AX₁X₂X₃X₄X₅ - X₆X₇ - X₈X₉X₁₀X₁₁X₁₂

1. Part Number

- A : Acrich
- X₁ : Color
- X₂ : Acrich series number
- X₃ : LENS type
- X₄ : Operating voltage
- X₅ : Type of PCB

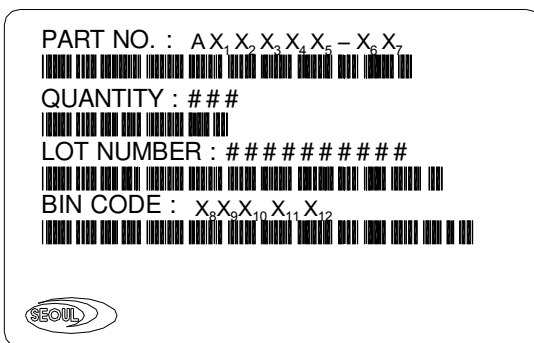
2. Internal Number

- X₆
- X₇

3. Code Labeling

- X₈X₉ : Luminous flux (or Radiant flux for royal blue)
- X₁₀X₁₁ : Dominant wavelength (or x,y coordinates rank code)
- X₁₂ : Operating voltage (emitter only)

4. Sticker Diagram on Reel & Aluminum Vinyl Bag



Part number of Acriche Series

Part Number form : A X₁X₂X₃X₄X₅

1. Part Number

- A : Acrich
- X₁: Color
- X₂ : Acrich series number
- X₃ : LENS type
- X₄ : Operating Voltage
- X₅ : Type of PCB

X ₁	Color
W	Pure White
N	Warm White

X ₂	Acrich Series
3	A3

X ₃	LENS Type
2	Dome Type

X ₄	Operating Voltage [V]
0	100
1	110
2	220
3	230
4	120

X ₅	PCB Type
0	Emitter only
1	A3 PCB type

2. Part Number of A3 products

Part Number	Color	Operating Voltage [V]	Type
AW3200/AN3200	Pure White/Warm white	100V/110V	Emitter
AW3201/AN3201	Pure White/Warm white	100V	PCB
AW3211/AN3211	Pure White/Warm white	110V	PCB
AW3220/AN3220	Pure White/Warm white	220V/230V	Emitter
AW3221/AN3221	Pure White/Warm white	220V	PCB
AW3231/AN3231	Pure White/Warm white	230V	PCB

Code Labeling

1. Luminous Flux Bins

- Luminous flux bin structure for pure white, warm white

· **Example**

BIN CODE : X2B0C

└───┬───> Luminous Flux bin

Bin Code		Luminous Flux [lm]
S		54.0 ~ 70.0
T		70.0 ~ 91.0
U		91.0 ~ 118.5
V	V1	118.5 ~ 136.0
	V2	136.0 ~ 154.0
W	W1	154.0 ~ 177.0
	W2	177.0 ~ 200.0
X	X1	200.0 ~ 230.0
	X2	230.0 ~ 260.0
Y		260.0 ~ 340.0
Z		340.0 ~ 440.0

The list explains the photometric luminous flux bins for Acriche aeries. Acriche series are tested and binned by photometric luminous flux. Not all bins are available in all colors.

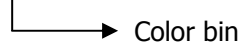
Tolerance : ±10% of Luminous flux value

2. Pure White CIE

Pure white product tested and binned by x,y coordinates and CCT

· **Example**

BIN CODE : X2**A**0**C**



- A3 Pure white bin structure

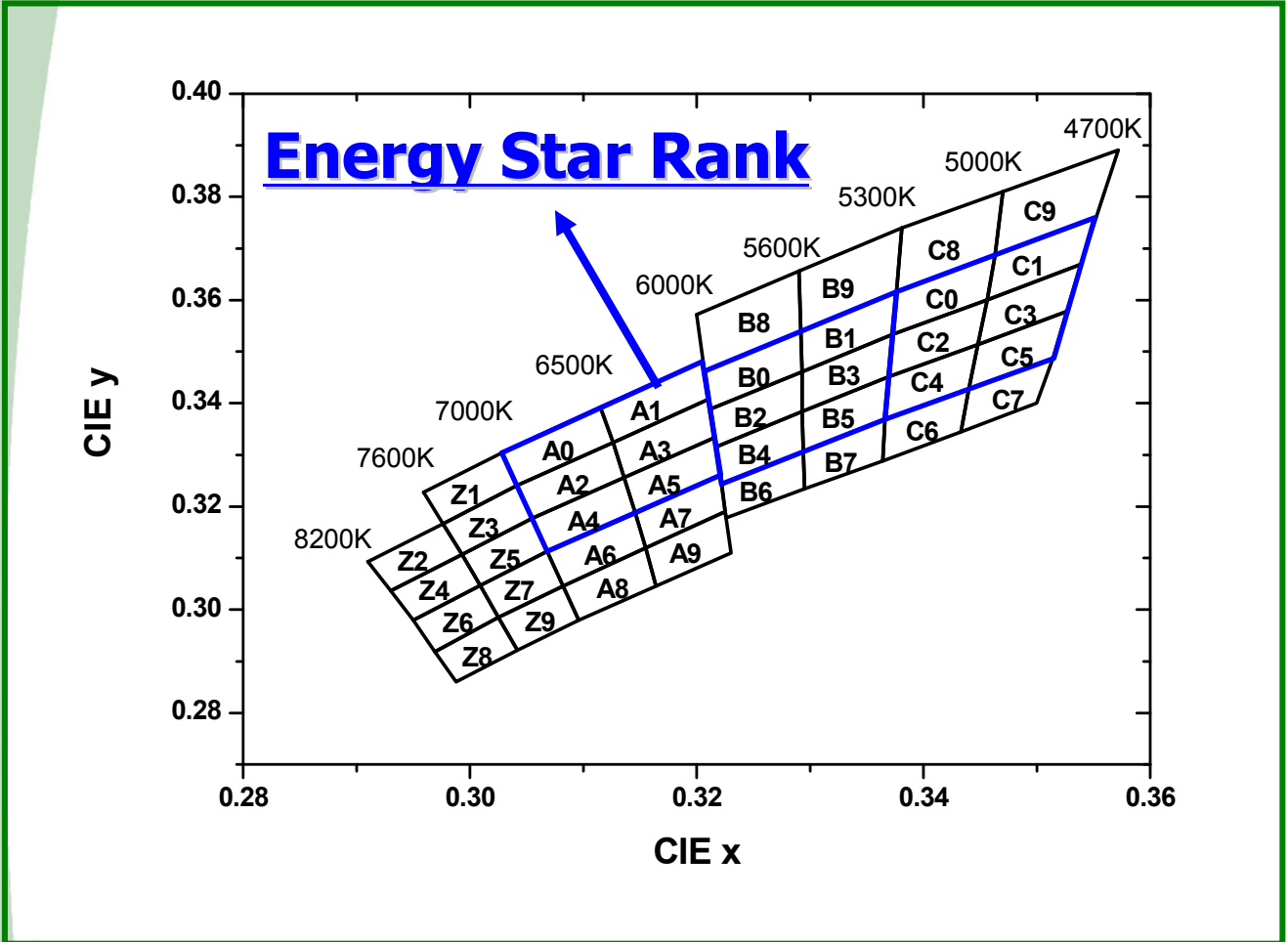
Bin	CHR_X	CHR_Y	CCT(K)	Bin	CHR_X	CHR_Y	CCT(K)	Bin	CHR_X	CHR_Y	CCT(K)	Bin	CHR_X	CHR_Y	CCT(K)
Z2	0.2910	0.3093	8200~7600K	A0	0.3028	0.3304	7000~6500K	B8	0.3200	0.3572	6000~5600K	C8	0.3381	0.3740	5300~5000K
	0.2930	0.3037			0.3041	0.3240			0.3207	0.3462			0.3470	0.3810	
	0.2993	0.3107			0.3126	0.3324			0.3292	0.3539			0.3463	0.3687	
	0.2976	0.3166			0.3115	0.3393			0.3290	0.3656			0.3376	0.3616	
Z4	0.2930	0.3037	8200~7600K	A2	0.3041	0.3240	7000~6500K	B0	0.3207	0.3462	6000~5600K	C0	0.3376	0.3616	5300~5000K
	0.2950	0.2980			0.3055	0.3177			0.3212	0.3389			0.3373	0.3534	
	0.3009	0.3047			0.3136	0.3256			0.3293	0.3461			0.3456	0.3601	
	0.2993	0.3107			0.3126	0.3324			0.3292	0.3539			0.3463	0.3687	
Z6	0.2950	0.2980	8200~7600K	A4	0.3055	0.3177	7000~6500K	B2	0.3212	0.3389	6000~5600K	C2	0.3373	0.3534	5300~5000K
	0.2969	0.2919			0.3068	0.3113			0.3217	0.3316			0.3369	0.3451	
	0.3025	0.2985			0.3146	0.3187			0.3293	0.3384			0.3448	0.3514	
	0.3009	0.3047			0.3136	0.3256			0.3293	0.3461			0.3456	0.3601	
Z8	0.2969	0.2919	8200~7600K	A6	0.3068	0.3113	7000~6500K	B4	0.3217	0.3316	6000~5600K	C4	0.3369	0.3451	5300~5000K
	0.2988	0.2860			0.3082	0.3046			0.3222	0.3243			0.3366	0.3369	
	0.3042	0.2922			0.3155	0.3120			0.3294	0.3306			0.3440	0.3428	
	0.3025	0.2985			0.3146	0.3187			0.3293	0.3384			0.3448	0.3514	
Z1	0.2959	0.3227	7600~7000K	A8	0.3082	0.3046	7000~6500K	B6	0.3222	0.3243	6000~5600K	C6	0.3366	0.3369	5300~5000K
	0.2976	0.3166			0.3096	0.2980			0.3226	0.3178			0.3364	0.3288	
	0.3041	0.3240			0.3164	0.3046			0.3295	0.3234			0.3433	0.3345	
	0.3028	0.3304			0.3155	0.3120			0.3294	0.3306			0.3440	0.3428	
Z3	0.2976	0.3166	7600~7000K	A1	0.3115	0.3393	6500~6000K	B9	0.3290	0.3656	5600~5300K	C9	0.3470	0.3810	5000~4700K
	0.2993	0.3107			0.3126	0.3324			0.3292	0.3539			0.3572	0.3891	
	0.3055	0.3177			0.3210	0.3408			0.3376	0.3616			0.3552	0.3760	
	0.3041	0.3240			0.3205	0.3481			0.3381	0.3740			0.3463	0.3687	
Z5	0.2993	0.3107	7600~7000K	A3	0.3126	0.3324	6500~6000K	B1	0.3292	0.3539	5600~5300K	C1	0.3463	0.3687	5000~4700K
	0.3009	0.3047			0.3136	0.3256			0.3293	0.3461			0.3456	0.3601	
	0.3068	0.3113			0.3216	0.3334			0.3373	0.3534			0.3539	0.3669	
	0.3055	0.3177			0.3210	0.3408			0.3376	0.3616			0.3552	0.3760	
Z7	0.3009	0.3047	7600~7000K	A5	0.3136	0.3256	6500~6000K	B3	0.3293	0.3461	5600~5300K	C3	0.3456	0.3601	5000~4700K
	0.3025	0.2985			0.3146	0.3187			0.3293	0.3384			0.3448	0.3514	
	0.3082	0.3046			0.3221	0.3261			0.3369	0.3451			0.3526	0.3578	
	0.3068	0.3113			0.3216	0.3334			0.3373	0.3534			0.3539	0.3669	
Z9	0.3025	0.2985	7600~7000K	A7	0.3146	0.3187	6500~6000K	B5	0.3293	0.3384	5600~5300K	C5	0.3448	0.3514	5000~4700K
	0.3042	0.2922			0.3155	0.3120			0.3294	0.3306			0.3440	0.3428	
	0.3096	0.2980			0.3225	0.3190			0.3366	0.3369			0.3514	0.3487	
	0.3082	0.3046			0.3221	0.3261			0.3369	0.3451			0.3526	0.3578	
				A9	0.3155	0.3120	6500~6000K	B7	0.3294	0.3306	5600~5300K	C7	0.3440	0.3428	5000~4700K
					0.3164	0.3046			0.3295	0.3234			0.3433	0.3345	
					0.3230	0.3110			0.3364	0.3288			0.3500	0.3400	
					0.3225	0.3190			0.3366	0.3369			0.3514	0.3487	

Tolerance

Color coordinate : ± 0.005

CCT : ±5% of value

- Pure white binning structure graphical representation



3. Warm White CIE

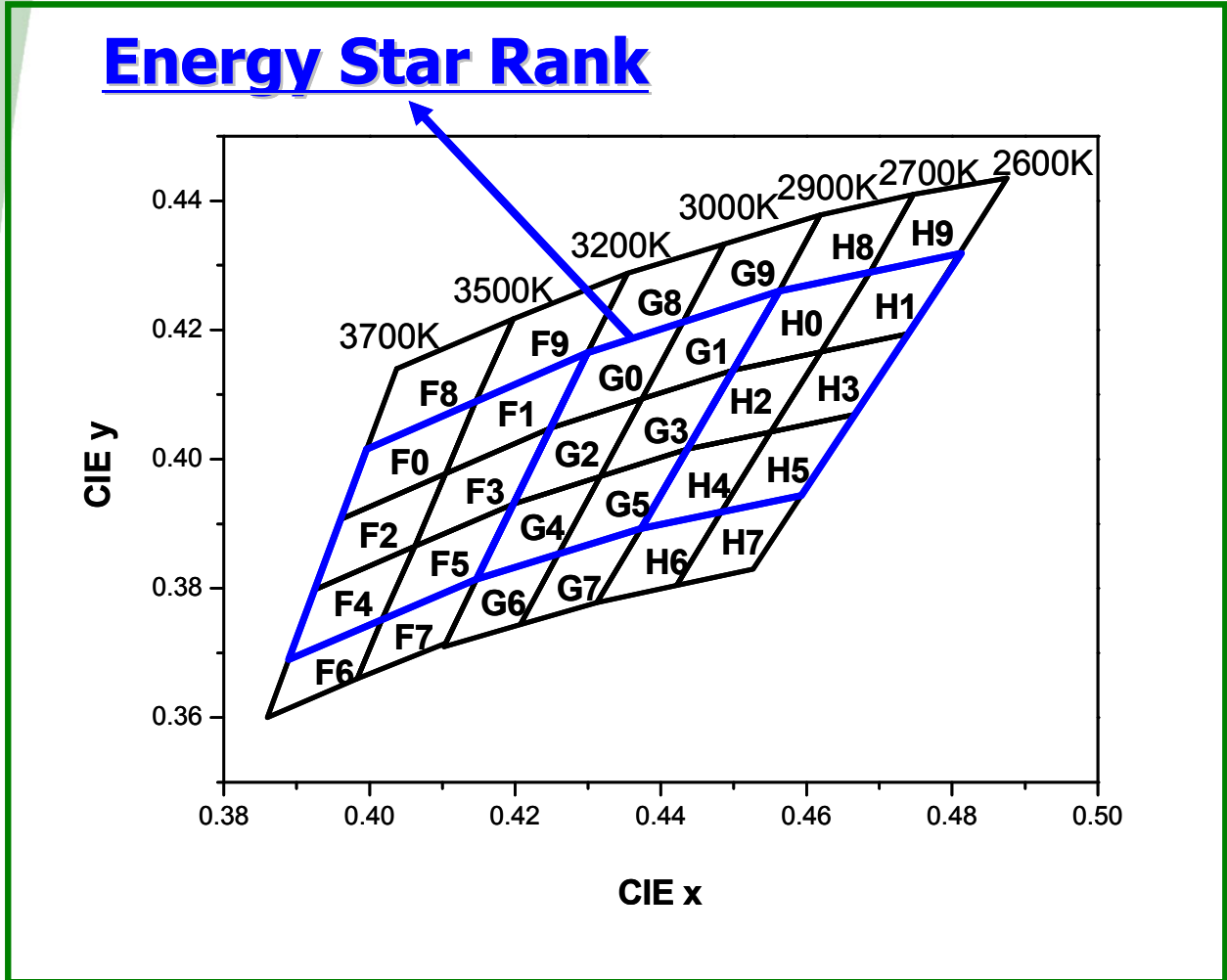
Warm white product tested and binned by x,y coordinates and CCT

- A3 Warm white bin structure

Bin	CHR_X	CHR_Y	CCT(K)	Bin	CHR_X	CHR_Y	CCT(K)	Bin	CHR_X	CHR_Y	CCT(K)
F8	0.4037	0.414	3700~ 3500K	G8	0.4354	0.4288	3200~ 3000K	H8	0.4619	0.4378	2900~ 2700K
	0.3996	0.4015			0.4299	0.4165			0.4562	0.426	
	0.4146	0.4089			0.443	0.4212			0.4687	0.4289	
	0.4197	0.4217			0.4487	0.4333			0.4747	0.441	
F0	0.3996	0.4015	3700~ 3500K	G0	0.4299	0.4165	3200~ 3000K	H0	0.4562	0.426	2900~ 2700K
	0.396	0.3907			0.4248	0.4048			0.4499	0.4138	
	0.4104	0.3978			0.4374	0.4093			0.462	0.4166	
	0.4146	0.4089			0.443	0.4212			0.4687	0.4289	
F2	0.396	0.3907	3700~ 3500K	G2	0.4248	0.4048	3200~ 3000K	H2	0.4499	0.4138	2900~ 2700K
	0.3925	0.3798			0.4198	0.3931			0.4436	0.4015	
	0.4062	0.3865			0.4317	0.3973			0.4551	0.4042	
	0.4104	0.3978			0.4374	0.4093			0.462	0.4166	
F4	0.3925	0.3798	3700~ 3500K	G4	0.4198	0.3931	3200~ 3000K	H4	0.4436	0.4015	2900~ 2700K
	0.3889	0.369			0.4147	0.3814			0.4373	0.3893	
	0.4017	0.3751			0.4259	0.3853			0.4483	0.3919	
	0.4062	0.3865			0.4317	0.3973			0.4551	0.4042	
F6	0.3889	0.369	3700~ 3500K	G6	0.4147	0.3814	3200~ 3000K	H6	0.4373	0.3893	2900~ 2700K
	0.386	0.36			0.4102	0.371			0.4312	0.3778	
	0.3983	0.366			0.4207	0.3744			0.4422	0.3805	
	0.4017	0.3751			0.4259	0.3853			0.4483	0.3919	
F9	0.4197	0.4217	3500~ 3200K	G9	0.4487	0.4333	3000~ 2900K	H9	0.4747	0.441	2700~ 2600K
	0.4146	0.4089			0.443	0.4212			0.4687	0.4289	
	0.4299	0.4165			0.4562	0.426			0.481	0.4319	
	0.4354	0.4288			0.4619	0.4378			0.4875	0.4435	
F1	0.4146	0.4089	3500~ 3200K	G1	0.443	0.4212	3000~ 2900K	H1	0.4687	0.4289	2700~ 2600K
	0.4104	0.3978			0.4374	0.4093			0.462	0.4166	
	0.4248	0.4048			0.4499	0.4138			0.474	0.4194	
	0.4299	0.4165			0.4562	0.426			0.481	0.4319	
F3	0.4104	0.3978	3500~ 3200K	G3	0.4374	0.4093	3000~ 2900K	H3	0.462	0.4166	2700~ 2600K
	0.4062	0.3865			0.4317	0.3973			0.4551	0.4042	
	0.4198	0.3931			0.4436	0.4015			0.4666	0.4069	
	0.4248	0.4048			0.4499	0.4138			0.474	0.4194	
F5	0.4062	0.3865	3500~ 3200K	G5	0.4317	0.3973	3000~ 2900K	H5	0.4551	0.4042	2700~ 2600K
	0.4017	0.3751			0.4259	0.3853			0.4483	0.3919	
	0.4147	0.3814			0.4373	0.3893			0.4593	0.3944	
	0.4198	0.3931			0.4436	0.4015			0.4666	0.4069	
F7	0.4017	0.3751	3500~ 3200K	G7	0.4259	0.3853	3000~ 2900K	H7	0.4483	0.3919	2700~ 2600K
	0.3983	0.366			0.4207	0.3744			0.4422	0.3805	
	0.4104	0.3715			0.4312	0.3778			0.4527	0.383	
	0.4147	0.3814			0.4373	0.3893			0.4593	0.3944	

Tolerance
Color coordinate : ± 0.005
CCT : ±5% of value

- A3 Warm white binning structure graphical representation



4. RMS Voltage Bins (emitter)

- AX3200 (operating in 110V)

Bin Code	Voltage [V,RMS]
A	90.0~92.0
B	92.0~94.0
C	94.0~96.0
D	96.0 ~98.0

- AX3220 (operating in 220V)

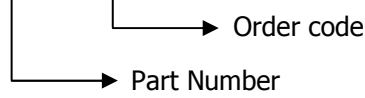
Bin Code	Voltage [V,RMS]
A	180.0~185.0
B	185.0~190.0
C	190.0~195.0
D	195.0 ~200.0

Tolerance : ±0.5V

A3 Order Code (4W)

A4 series has an order code, use it as follows to purchase.

· Example : **AX32X0 - 1A**



1. Pure White

Standard Order Codes for Pure white						
Order Code	LF	CC	VF	Bin Codes		
Part No. - 1A	X2 Y Z	Z2	A B C D	X2Z2A~X2Z2D	YZ2A~YZ2D	ZZ2A~ZZ2D
		Z4		X2Z4A~X2Z4D	YZ4A~YZ4D	ZZ4A~ZZ4D
		Z1		X2Z1A~X2Z1D	YZ1A~YZ1D	ZZ1A~ZZ1D
		Z3		X2Z3A~X2Z3D	YZ3A~YZ3D	ZZ3A~ZZ3D
		Z5		X2Z5A~X2Z5D	YZ5A~YZ5D	ZZ5A~ZZ5D
Part No. - 1B	X2 Y Z	Z1	A B C D	X2Z1A~X2Z1D	YZ1A~YZ1D	ZZ1A~ZZ1D
		Z3		X2Z3A~X2Z3D	YZ3A~YZ3D	ZZ3A~ZZ3D
		Z5		X2Z5A~X2Z5D	YZ5A~YZ5D	ZZ5A~ZZ5D
		A0		X2A0A~X2A0D	YA0A~YA0D	ZA0A~ZA0D
		A2		X2A2A~X2A2D	YA2A~YA2D	ZA2A~ZA2D
Part No. - 1C	X2 Y Z	A0	A B C D	X2A0A~X2A0D	YA0A~YA0D	ZA0A~ZA0D
		A2		X2A2A~X2A2D	YA2A~YA2D	ZA2A~ZA2D
		A4		X2A4A~X2A4D	YA4A~YA4D	ZA4A~ZA4D
		A1		X2A1A~X2A1D	YA1A~YA1D	ZA1A~ZA1D
		A3		X2A3A~X2A3D	YA3A~YA3D	ZA3A~ZA3D
Part No. - 1D	X2 Y Z	A5	A B C D	X2A5A~X2A5D	YA5A~YA5D	ZA5A~ZA5D
		A1		X2A1A~X2A1D	YA1A~YA1D	ZA1A~ZA1D
		A3		X2A3A~X2A3D	YA3A~YA3D	ZA3A~ZA3D
		A5		X2A5A~X2A5D	YA5A~YA5D	ZA5A~ZA5D
		B0		X2B0A~X2B0D	YB0A~YB0D	ZB0A~ZB0D
Part No. - 1E	X2 Y Z	B2	A B C D	X2B2A~X2B2D	YB2A~YB2D	ZB2A~ZB2D
		B4		X2B4A~X2B4D	YB4A~YB4D	ZB4A~ZB4D
		B1		X2B1A~X2B1D	YB1A~YB1D	ZB1A~ZB1D
		B3		X2B3A~X2B3D	YB3A~YB3D	ZB3A~ZB3D
		B5		X2B5A~X2B5D	YB5A~YB5D	ZB5A~ZB5D
Part No. - 1F	X2 Y Z	B1	A B C D	X2B1A~X2B1D	YB1A~YB1D	ZB1A~ZB1D
		B3		X2B3A~X2B3D	YB3A~YB3D	ZB3A~ZB3D
		B5		X2B5A~X2B5D	YB5A~YB5D	ZB5A~ZB5D
		C0		X2C0A~X2C0D	YC0A~YC0D	ZC0A~ZC0D
		C2		X2C2A~X2C2D	YC2A~YC2D	ZC2A~ZC2D
Part No. - 1G	X2 Y Z	C4	A B C D	X2C4A~X2C4D	YC4A~YC4D	ZC4A~ZC4D
		C0		X2C0A~X2C0D	YC0A~YC0D	ZC0A~ZC0D
		C2		X2C2A~X2C2D	YC2A~YC2D	ZC2A~ZC2D
		C4		X2C4A~X2C4D	YC4A~YC4D	ZC4A~ZC4D
		C1		X2C1A~X2C1D	YC1A~YC1D	ZC1A~ZC1D
Part No. - 1G	X2 Y Z	C3	A B C D	X2C3A~X2C3D	YC3A~YC3D	ZC3A~ZC3D
		C5		X2C5A~X2C5D	YC5A~YC5D	ZC5A~ZC5D

1. Pure White

Standard Order Codes for Pure white						
Order Code	LF	CC	VF	Bin Codes		
Part No. - 2A	X2 Y Z	A1	A B C D	X2A1A~X2A1D	YA1A~YA1D	ZA1A~ZA1D
		A3		X2A3A~X2A3D	YA3A~YA3D	ZA3A~ZA3D
		A5		X2A5A~X2A5D	YA5A~YA5D	ZA5A~ZA5D
		B8		X2B8A~X2B8D	YB8A~YB8D	ZB8A~ZB8D
		B0		X2B0A~X2B0D	YB0A~YB0D	ZB0A~ZB0D
		B2		X2B2A~X2B2D	YB2A~YB2D	ZB2A~ZB2D
Part No. - 2B	X2 Y Z	B8	A B C D	X2B8A~X2B8D	YB8A~YB8D	ZB8A~ZB8D
		B0		X2B0A~X2B0D	YB0A~YB0D	ZB0A~ZB0D
		B2		X2B2A~X2B2D	YB2A~YB2D	ZB2A~ZB2D
		B9		X2B9A~X2B9D	YB9A~YB9D	ZB9A~ZB9D
		B1		X2B1A~X2B1D	YB1A~YB1D	ZB1A~ZB1D
		B3		X2B3A~X2B3D	YB3A~YB3D	ZB3A~ZB3D
Part No. - 2C	X2 Y Z	B9	A B C D	X2B9A~X2B9D	YB9A~YB9D	ZB9A~ZB9D
		B1		X2B1A~X2B1D	YB1A~YB1D	ZB1A~ZB1D
		B3		X2B3A~X2B3D	YB3A~YB3D	ZB3A~ZB3D
		C8		X2C8A~X2C8D	YC8A~YC8D	ZC8A~ZC8D
		C0		X2C0A~X2C0D	YC0A~YC0D	ZC0A~ZC0D
		C2		X2C2A~X2C2D	YC2A~YC2D	ZC2A~ZC2D
Part No. - 2D	X2 Y Z	C8	A B C D	X2C8A~X2C8D	YC8A~YC8D	ZC8A~ZC8D
		C0		X2C0A~X2C0D	YC0A~YC0D	ZC0A~ZC0D
		C2		X2C2A~X2C2D	YC2A~YC2D	ZC2A~ZC2D
		C9		X2C9A~X2C9D	YC9A~YC9D	ZC9A~ZC9D
		C1		X2C1A~X2C1D	YC1A~YC1D	ZC1A~ZC1D
		C3		X2C3A~X2C3D	YC3A~YC3D	ZC3A~ZC3D

1. Pure White

Standard Order Codes for Pure white						
Order Code	LF	CC	VF	Bin Codes		
Part No. - 3A	X2 Y Z	Z2	A B C D	X2Z2A~X2Z2D	YZ2A~YZ2D	ZZ2A~ZZ2D
		Z4		X2Z4A~X2Z4D	YZ4A~YZ4D	ZZ4A~ZZ4D
		Z6		X2Z6A~X2Z6D	YZ6A~YZ6D	ZZ6A~ZZ6D
		Z3		X2Z3A~X2Z3D	YZ3A~YZ3D	ZZ3A~ZZ3D
		Z5		X2Z5A~X2Z5D	YZ5A~YZ5D	ZZ5A~ZZ5D
		Z7		X2Z7A~X2Z7D	YZ7A~YZ7D	ZZ7A~ZZ7D
Part No. - 3B	X2 Y Z	Z3	A B C D	X2Z3A~X2Z3D	YZ3A~YZ3D	ZZ3A~ZZ3D
		Z5		X2Z5A~X2Z5D	YZ5A~YZ5D	ZZ5A~ZZ5D
		Z7		X2Z7A~X2Z7D	YZ7A~YZ7D	ZZ7A~ZZ7D
		A2		X2A2A~X2A2D	YA2A~YA2D	ZA2A~ZA2D
		A4		X2A4A~X2A4D	YA4A~YA4D	ZA4A~ZA4D
		A6		X2A6A~X2A6D	YA6A~YA6D	ZA6A~ZA6D
Part No. - 3C	X2 Y Z	A2	A B C D	X2A2A~X2A2D	YA2A~YA2D	ZA2A~ZA2D
		A4		X2A4A~X2A4D	YA4A~YA4D	ZA4A~ZA4D
		A6		X2A6A~X2A6D	YA6A~YA6D	ZA6A~ZA6D
		A3		X2A3A~X2A3D	YA3A~YA3D	ZA3A~ZA3D
		A5		X2A5A~X2A5D	YA5A~YA5D	ZA5A~ZA5D
		A7		X2A7A~X2A7D	YA7A~YA7D	ZA7A~ZA7D
Part No. - 3D	X2 Y Z	A3	A B C D	X2A3A~X2A3D	YA3A~YA3D	ZA3A~ZA3D
		A5		X2A5A~X2A5D	YA5A~YA5D	ZA5A~ZA5D
		A7		X2A7A~X2A7D	YA7A~YA7D	ZA7A~ZA7D
		B0		X2B0A~X2B0D	YB0A~YB0D	ZB0A~ZB0D
		B2		X2B2A~X2B2D	YB2A~YB2D	ZB2A~ZB2D
		B4		X2B4A~X2B4D	YB4A~YB4D	ZB4A~ZB4D
Part No. - 3E	X2 Y Z	A3	A B C D	X2A3A~X2A3D	YA3A~YA3D	ZA3A~ZA3D
		A5		X2A5A~X2A5D	YA5A~YA5D	ZA5A~ZA5D
		A7		X2A7A~X2A7D	YA7A~YA7D	ZA7A~ZA7D
		B2		X2B2A~X2B2D	YB2A~YB2D	ZB2A~ZB2D
		B4		X2B4A~X2B4D	YB4A~YB4D	ZB4A~ZB4D
		B6		X2B6A~X2B6D	YB6A~YB6D	ZB6A~ZB6D

2. Warm White

Standard Order Codes for Warm white							
Order Code	LF	CC	VF	Bin Codes			
Part No. - 1A	W2 X1 X2 Y	F0	A B C D	W2F0A~W2F0D	X1F0A~X1F0D	X2F0A~X2F0D	YF0A~YF0D
		F2		W2F2A~W2F2D	X1F2A~X1F2D	X2F2A~X2F2D	YF2A~YF2D
		F4		W2F4A~W2F4D	X1F4A~X1F4D	X2F4A~X2F4D	YF4A~YF4D
		F1		W2F1A~W2F1D	X1F1A~X1F1D	X2F1A~X2F1D	YF1A~YF1D
		F3		W2F3A~W2F3D	X1F3A~X1F3D	X2F3A~X2F3D	YF3A~YF3D
		F5		W2F5A~W2F5D	X1F5A~X1F5D	X2F5A~X2F5D	YF5A~YF5D
Part No. - 1B	W2 X1 X2 Y	F1	A B C D	W2F1A~W2F1D	X1F1A~X1F1D	X2F1A~X2F1D	YF1A~YF1D
		F3		W2F3A~W2F3D	X1F3A~X1F3D	X2F3A~X2F3D	YF3A~YF3D
		F5		W2F5A~W2F5D	X1F5A~X1F5D	X2F5A~X2F5D	YF5A~YF5D
		G0		W2G0A~W2G0D	X1G0A~X1G0D	X2G0A~X2G0D	YG0A~YG0D
		G2		W2G2A~W2G2D	X1G2A~X1G2D	X2G2A~X2G2D	YG2A~YG2D
		G4		W2G4A~W2G4D	X1G4A~X1G4D	X2G4A~X2G4D	YG4A~YG4D
Part No. - 1C	W2 X1 X2 Y	G0	A B C D	W2G0A~W2G0D	X1G0A~X1G0D	X2G0A~X2G0D	YG0A~YG0D
		G2		W2G2A~W2G2D	X1G2A~X1G2D	X2G2A~X2G2D	YG2A~YG2D
		G4		W2G4A~W2G4D	X1G4A~X1G4D	X2G4A~X2G4D	YG4A~YG4D
		G1		W2G1A~W2G1D	X1G1A~X1G1D	X2G1A~X2G1D	YG1A~YG1D
		G3		W2G3A~W2G3D	X1G3A~X1G3D	X2G3A~X2G3D	YG3A~YG3D
		G5		W2G5A~W2G5D	X1G5A~X1G5D	X2G5A~X2G5D	YG5A~YG5D
Part No. - 1D	W2 X1 X2 Y	G1	A B C D	W2G1A~W2G1D	X1G1A~X1G1D	X2G1A~X2G1D	YG1A~YG1D
		G3		W2G3A~W2G3D	X1G3A~X1G3D	X2G3A~X2G3D	YG3A~YG3D
		G5		W2G5A~W2G5D	X1G5A~X1G5D	X2G5A~X2G5D	YG5A~YG5D
		H0		W2H0A~W2H0D	X1H0A~X1H0D	X2H0A~X2H0D	YH0A~YH0D
		H2		W2H2A~W2H2D	X1H2A~X1H2D	X2H2A~X2H2D	YH2A~YH2D
		H4		W2H4A~W2H4D	X1H4A~X1H4D	X2H4A~X2H4D	YH4A~YH4D
Part No. - 1E	W2 X1 X2 Y	H0	A B C D	W2H0A~W2H0D	X1H0A~X1H0D	X2H0A~X2H0D	YH0A~YH0D
		H2		W2H2A~W2H2D	X1H2A~X1H2D	X2H2A~X2H2D	YH2A~YH2D
		H4		W2H4A~W2H4D	X1H4A~X1H4D	X2H4A~X2H4D	YH4A~YH4D
		H1		W2H1A~W2H1D	X1H1A~X1H1D	X2H1A~X2H1D	YH1A~YH1D
		H3		W2H3A~W2H3D	X1H3A~X1H3D	X2H3A~X2H3D	YH3A~YH3D
		H5		W2H5A~W2H5D	X1H5A~X1H5D	X2H5A~X2H5D	YH5A~YH5D

2. Warm White

Standard Order Codes for Warm white							
Order Code	LF	CC	VF	Bin Codes			
Part No. - 2A	W2 X1 X2 Y	F8	A B C D	W2F8A~W2F8D	X1F8A~X1F8D	X2F8A~X2F8D	YF8A~YF8D
		F0		W2F0A~W2F0D	X1F0A~X1F0D	X2F0A~X2F0D	YF0A~YF0D
		F2		W2F2A~W2F2D	X1F2A~X1F2D	X2F2A~X2F2D	YF2A~YF2D
		F9		W2F9A~W2F9D	X1F9A~X1F9D	X2F9A~X2F9D	YF9A~YF9D
		F1		W2F1A~W2F1D	X1F1A~X1F1D	X2F1A~X2F1D	YF1A~YF1D
		F3		W2F3A~W2F3D	X1F3A~X1F3D	X2F3A~X2F3D	YF3A~YF3D
		F9		W2F9A~W2F9D	X1F9A~X1F9D	X2F9A~X2F9D	YF9A~YF9D
Part No. - 2B	W2 X1 X2 Y	F1	A B C D	W2F1A~W2F1D	X1F1A~X1F1D	X2F1A~X2F1D	YF1A~YF1D
		F3		W2F3A~W2F3D	X1F3A~X1F3D	X2F3A~X2F3D	YF3A~YF3D
		G8		W2G8A~W2G8D	X1G8A~X1G8D	X2G8A~X2G8D	YG8A~YG8D
		G0		W2G0A~W2G0D	X1G0A~X1G0D	X2G0A~X2G0D	YG0A~YG0D
		G2		W2G2A~W2G2D	X1G2A~X1G2D	X2G2A~X2G2D	YG2A~YG2D
		G8		W2G8A~W2G8D	X1G8A~X1G8D	X2G8A~X2G8D	YG8A~YG8D
		G0		W2G0A~W2G0D	X1G0A~X1G0D	X2G0A~X2G0D	YG0A~YG0D
Part No. - 2C	W2 X1 X2 Y	G2	A B C D	W2G2A~W2G2D	X1G2A~X1G2D	X2G2A~X2G2D	YG2A~YG2D
		G9		W2G9A~W2G9D	X1G9A~X1G9D	X2G9A~X2G9D	YG9A~YG9D
		G1		W2G1A~W2G1D	X1G1A~X1G1D	X2G1A~X2G1D	YG1A~YG1D
		G3		W2G3A~W2G3D	X1G3A~X1G3D	X2G3A~X2G3D	YG3A~YG3D
		G9		W2G9A~W2G9D	X1G9A~X1G9D	X2G9A~X2G9D	YG9A~YG9D
		G1		W2G1A~W2G1D	X1G1A~X1G1D	X2G1A~X2G1D	YG1A~YG1D
		G3		W2G3A~W2G3D	X1G3A~X1G3D	X2G3A~X2G3D	YG3A~YG3D
Part No. - 2D	W2 X1 X2 Y	H8	A B C D	W2H8A~W2H8D	X1H8A~X1H8D	X2H8A~X2H8D	YH8A~YH8D
		H0		W2H0A~W2H0D	X1H0A~X1H0D	X2H0A~X2H0D	YH0A~YH0D
		H2		W2H2A~W2H2D	X1H2A~X1H2D	X2H2A~X2H2D	YH2A~YH2D
		H8		W2H8A~W2H8D	X1H8A~X1H8D	X2H8A~X2H8D	YH8A~YH8D
		H0		W2H0A~W2H0D	X1H0A~X1H0D	X2H0A~X2H0D	YH0A~YH0D
		H2		W2H2A~W2H2D	X1H2A~X1H2D	X2H2A~X2H2D	YH2A~YH2D
		H9		W2H9A~W2H9D	X1H9A~X1H9D	X2H9A~X2H9D	YH9A~YH9D
Part No. - 2E	W2 X1 X2 Y	H1	A B C D	W2H1A~W2H1D	X1H1A~X1H1D	X2H1A~X2H1D	YH1A~YH1D
		H3		W2H3A~W2H3D	X1H3A~X1H3D	X2H3A~X2H3D	YH3A~YH3D
		H8		W2H8A~W2H8D	X1H8A~X1H8D	X2H8A~X2H8D	YH8A~YH8D
		H0		W2H0A~W2H0D	X1H0A~X1H0D	X2H0A~X2H0D	YH0A~YH0D
		H2		W2H2A~W2H2D	X1H2A~X1H2D	X2H2A~X2H2D	YH2A~YH2D
		H9		W2H9A~W2H9D	X1H9A~X1H9D	X2H9A~X2H9D	YH9A~YH9D
		H1		W2H1A~W2H1D	X1H1A~X1H1D	X2H1A~X2H1D	YH1A~YH1D

2. Warm White

Standard Order Codes for Warm white							
Order Code	LF	CC	VF	Bin Codes			
Part No. - 3A	W2 X1 X2 Y	F2	A B C D	W2F2A~W2F2D	X1F2A~X1F2D	X2F2A~X2F2D	YF2A~YF2D
		F4		W2F4A~W2F4D	X1F4A~X1F4D	X2F4A~X2F4D	YF4A~YF4D
		F6		W2F6A~W2F6D	X1F6A~X1F6D	X2F6A~X2F6D	YF6A~YF6D
		F3		W2F3A~W2F3D	X1F3A~X1F3D	X2F3A~X2F3D	YF3A~YF3D
		F5		W2F5A~W2F5D	X1F5A~X1F5D	X2F5A~X2F5D	YF5A~YF5D
		F7		W2F7A~W2F7D	X1F7A~X1F7D	X2F7A~X2F7D	YF7A~YF7D
		Part No. - 3B		W2 X1 X2 Y	F3	A B C D	W2F3A~W2F3D
F5	W2F5A~W2F5D		X1F5A~X1F5D		X2F5A~X2F5D		YF5A~YF5D
F7	W2F7A~W2F7D		X1F7A~X1F7D		X2F7A~X2F7D		YF7A~YF7D
G2	W2G2A~W2G2D		X1G2A~X1G2D		X2G2A~X2G2D		YG2A~YG2D
G4	W2G4A~W2G4D		X1G4A~X1G4D		X2G4A~X2G4D		YG4A~YG4D
G6	W2G6A~W2G6D		X1G6A~X1G6D		X2G6A~X2G6D		YG6A~YG6D
Part No. - 3C	W2 X1 X2 Y		G2		A B C D		W2G2A~W2G2D
		G4	W2G4A~W2G4D	X1G4A~X1G4D		X2G4A~X2G4D	YG4A~YG4D
		G6	W2G6A~W2G6D	X1G6A~X1G6D		X2G6A~X2G6D	YG6A~YG6D
		G3	W2G3A~W2G3D	X1G3A~X1G3D		X2G3A~X2G3D	YG3A~YG3D
		G5	W2G5A~W2G5D	X1G5A~X1G5D		X2G5A~X2G5D	YG5A~YG5D
		G7	W2G7A~W2G7D	X1G7A~X1G7D		X2G7A~X2G7D	YG7A~YG7D
		Part No. - 3D	W2 X1 X2 Y	G3		A B C D	W2G3A~W2G3D
G5	W2G5A~W2G5D			X1G5A~X1G5D	X2G5A~X2G5D		YG5A~YG5D
G7	W2G7A~W2G7D			X1G7A~X1G7D	X2G7A~X2G7D		YG7A~YG7D
H2	W2H2A~W2H2D			X1H2A~X1H2D	X2H2A~X2H2D		YH2A~YH2D
H4	W2H4A~W2H4D			X1H4A~X1H4D	X2H4A~X2H4D		YH4A~YH4D
H6	W2H6A~W2H6D			X1H6A~X1H6D	X2H6A~X2H6D		YH6A~YH6D
Part No. - 3E	W2 X1 X2 Y			H2	A B C D		W2H2A~W2H2D
		H4	W2H4A~W2H4D	X1H4A~X1H4D		X2H4A~X2H4D	YH4A~YH4D
		H6	W2H6A~W2H6D	X1H6A~X1H6D		X2H6A~X2H6D	YH6A~YH6D
		H3	W2H3A~W2H3D	X1H3A~X1H3D		X2H3A~X2H3D	YH3A~YH3D
		H5	W2H5A~W2H5D	X1H5A~X1H5D		X2H5A~X2H5D	YH5A~YH5D
		H7	W2H7A~W2H7D	X1H7A~X1H7D		X2H7A~X2H7D	YH7A~YH7D