

Printed-circuit board connector - MKDSO 2,5/ 2-R - 1707195

Please be informed that the data shown in this PDF Document is generated from our Online Catalog. Please find the complete data in the user's documentation. Our General Terms of Use for Downloads are valid (<http://download.phoenixcontact.com>)




PCB terminal block, Nominal current: 24 A, Nom. voltage: 400 V, Pitch: 5 mm, Number of positions: 2, Connection method: Screw connection, Mounting: Soldering, Conductor/PCB connection direction: 0 °, Color: green, Article with lateral pin exit

Product Features

- PCB terminal block for ME/ME MAX electronics housing
- PCB terminal block orthogonal to the PCB
- 5 mm pitch



Key commercial data

Packing unit	1 PCE
Minimum order quantity	50 PCE
GTIN	 4 017918 136789
Custom tariff number	85369010
Country of origin	GERMANY

Technical data

Product type	Printed circuit board terminal
Approval	CSA
Approval	UL Recognized
Approval	VDE report with production monitoring
Approval	cUL Recognized
Approval	GOST
Approval	CCA
Approval	IECEE CB Scheme
Approval	GOST
Approval	cULus Recognized

Printed-circuit board connector - MKDSO 2,5/ 2-R - 1707195

Technical data

Rated voltage (IEC)	400
Rated current (IEC)	24
Mounting type	Soldering
Number of positions	2
Pitch	5 mm
Levels	Single-level
Connection cross section	2.5
Connection technology	Screw connection

Classifications

ETIM

ETIM 2.0	EC001031
ETIM 3.0	EC001031
ETIM 4.0	EC002643
ETIM 5.0	EC002643

UNSPSC

UNSPSC 11	31261501
UNSPSC 12.01	31261501
UNSPSC 13.2	31261501
UNSPSC 6.01	31261501
UNSPSC 7.0901	31261501

eCl@ss

eCl@ss 4.0	27180401
eCl@ss 4.1	27180401
eCl@ss 5.0	27180506
eCl@ss 5.1	27141190
eCl@ss 6.0	27141190
eCl@ss 7.0	27141190

Approvals

Approvals

Approvals

CSA / UL Recognized / VDE Gutachten mit Fertigungsüberwachung / cUL Recognized / GOST / CCA / IECCEB Scheme / GOST / cULus Recognized


Printed-circuit board connector - MKDSO 2,5/ 2-R - 1707195


Approvals


Ex Approvals


Approvals submitted

Approval details

CSA 		
	B	D
mm ² /AWG/kcmil	28-12	28-12
Nominal current I _N	10 A	10 A
Nominal voltage U _N	300 V	300 V

UL Recognized 		
	B	D
mm ² /AWG/kcmil	30-12	30-12
Nominal current I _N	20 A	10 A
Nominal voltage U _N	300 V	300 V

VDE Gutachten mit Fertigungsüberwachung 	
mm ² /AWG/kcmil	0.2-2.5
Nominal current I _N	24 A
Nominal voltage U _N	450 V

cUL Recognized 		
	B	D
mm ² /AWG/kcmil	30-12	30-12
Nominal current I _N	20 A	10 A
Nominal voltage U _N	300 V	300 V

Printed-circuit board connector - MKDSO 2,5/ 2-R - 1707195

Approvals

GOST	
------	--

CCA	
mm ² /AWG/kcmil	2.5
Nominal current I _N	24 A
Nominal voltage U _N	450 V

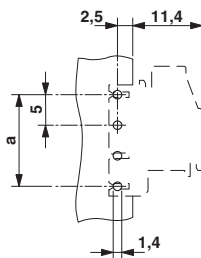
IECEE CB Scheme	
mm ² /AWG/kcmil	2.5
Nominal current I _N	24 A
Nominal voltage U _N	450 V

GOST	
------	--

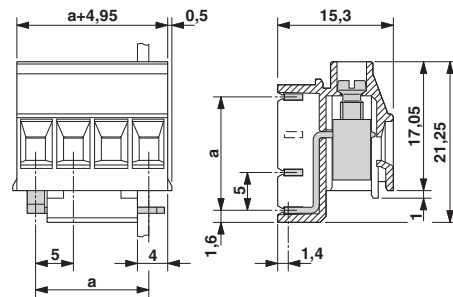
cULus Recognized	
------------------	--

Drawings

Drilling diagram

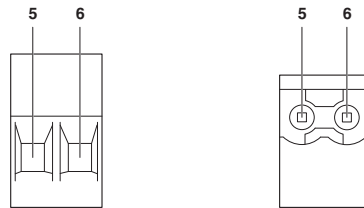


Dimensioned drawing



Printed-circuit board connector - MKDSO 2,5/ 2-R - 1707195

Schematic diagram



Pin assignment right

© Phoenix Contact 2013 - all rights reserved
<http://www.phoenixcontact.com>