

January 16, 1998

TEL:805-498-2111 FAX:805-498-3804 WEB:http://www.semtech.com

STANDARD RECOVERY, PCB MOUNTING, 1-PHASE FULL WAVE BRIDGE RECTIFIER ASSEMBLIES

QUICK REFERENCE DATA

- Low forward voltage drop
- Low reverse leakage current
- Subminiature design
- Three lead configurations
- Pcb mounting

- $V_R = 200V - 1000V$
- $I_F = 3.0A$
- $I_R = 2.0 \mu A$
- $t_{rr} = 2.0\mu S$

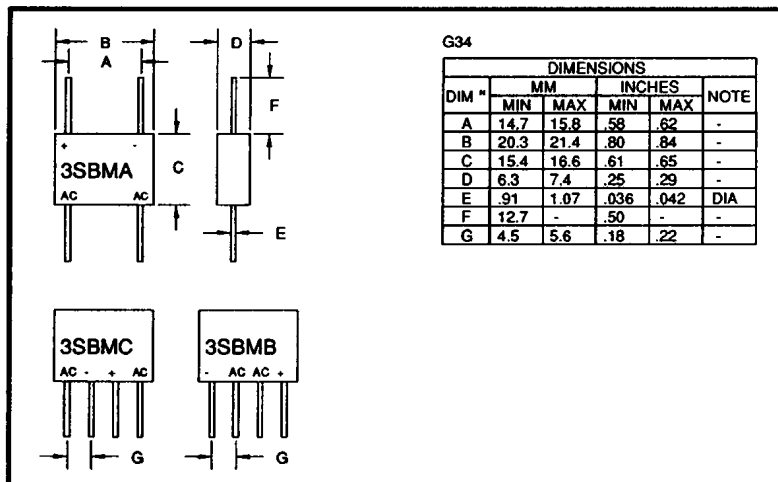
ABSOLUTE MAXIMUM RATINGS & CHARACTERISTICS

Device Type	Working Reverse Voltage V_{RWM}	Average Rectified Current $I_{F(AV)}$		1 Cycle Surge Current I_{FSM} $t_p = 8.3ms$	Repetitive Surge Current I_{FRM}	Reverse Leakage Current $I_R @ V_{RWM}$		Forward Voltage drop $V_F @ 3A/leg$ $@ 25^\circ C$	Reverse Recovery Time t_{rr} $@ 25^\circ C$
		@ 55°C	@ 100°C			@ 25°C	@ 100°C		
		Volts	Amps	Amps	Amps	Amps	μA	μA	Volts
3SBM*2	200	3.0	1.5	150	25	2.0	40	1.0	2.0
3SBM*4	400	3.0	1.5	150	25	2.0	40	1.0	
3SBM*6	600	3.0	1.5	150	25	2.0	40	1.0	
3SBM*8	800	3.0	1.5	150	25	2.0	40	1.0	
3SBM*0	1000	3.0	1.5	150	25	2.0	40	1.0	

* Add A, B, C for desired circuit configuration
(see Mechanical outline)

¹ Measured on discrete devices prior to assembly

MECHANICAL



January 16, 1998

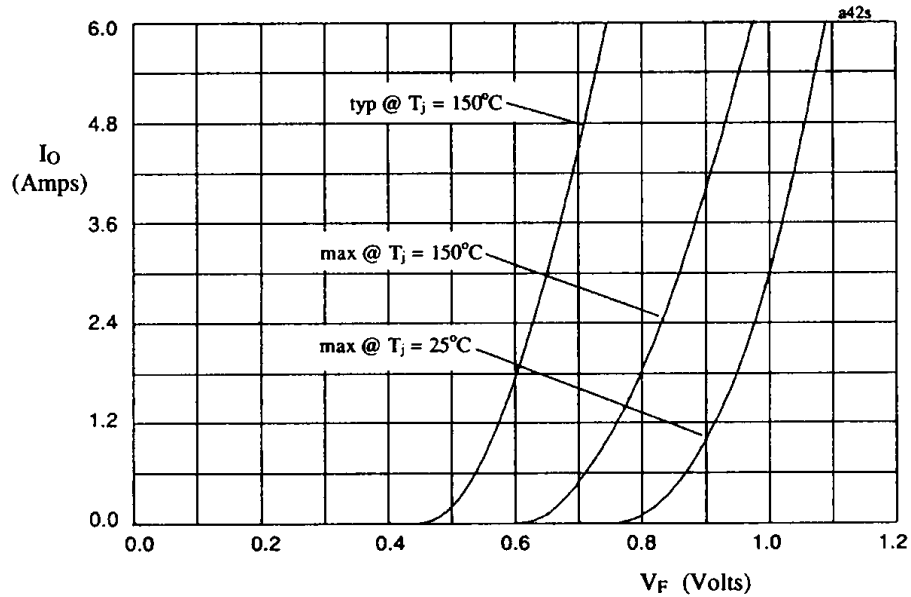


Fig 1. Forward voltage drop against output current per leg

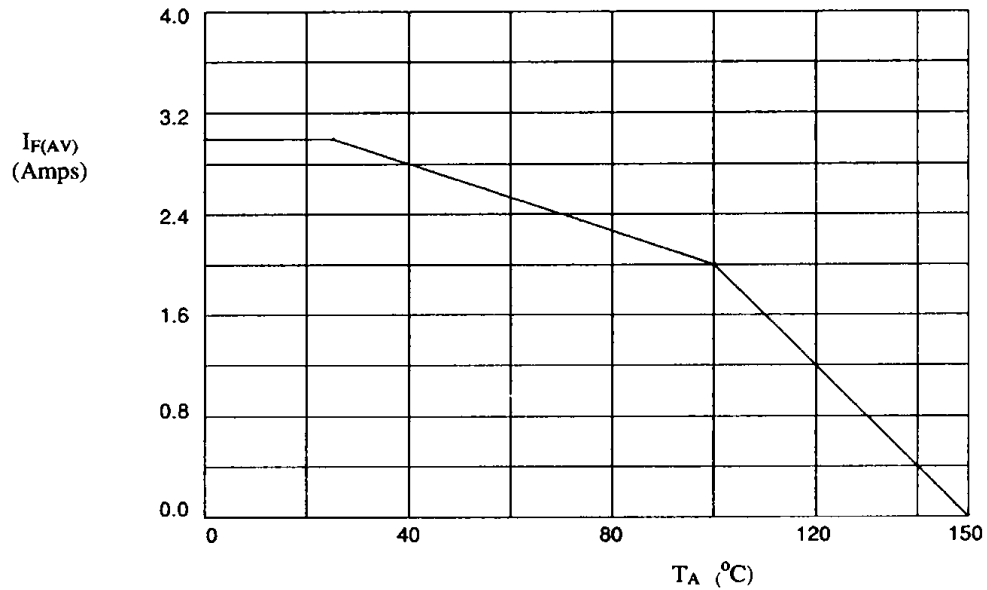


Fig 2. Maximum average forward current against ambient temperature.