

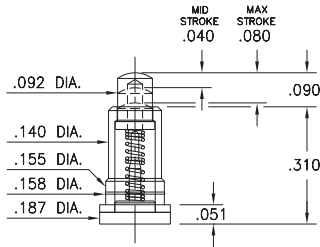
SPRING-LOADED PINS

DISCRETE SPRING-LOADED CONTACTS • POWER SPRING PINS

0871

0871-0-15-20-82-14-11-0

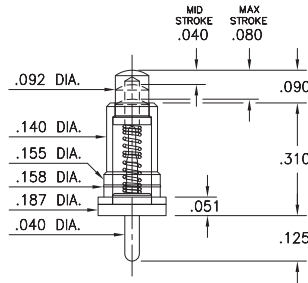
Long stroke, Surface mount *Force @ Mid. Stroke 100g
Also available on 24mm wide carrier tape: 330 parts per 13" reel
Order as: 0871-0-57-20-82-14-11-0



0861

0861-0-15-20-82-14-11-0

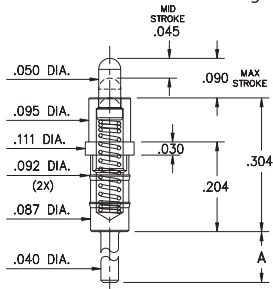
Solder Mount in .043 min. mounting hole
*Force @ Mid. Stroke 100g



0852

0852-X-15-20-83-14-11-0

Power spring pin
Solder Mount in .045 min. mounting hole



Basic Part Number	Length A
0852-0	.060
0852-1	.160

Material Specifications:

Sleeve & Plunger Material: Copper Alloy
Spring Material: Stainless Steel 302
Sleeve & Plunger Finish: 20 μ" Gold over Nickel
Spring Finish: 10 μ" Gold over Nickel
Dimensions: Inches
Tolerances On: Lengths: ± .006
Diameters: ± .002
Angles: ± 2°



Mechanical & Electrical Specifications:

Durability: Up to 1,000,000 cycles
Rated Current (Free air): Continuous 9 amps @ 10° C temperature rise
Contact Resistance: 20 mΩ max.
Environmental Specifications:
Operating temperature range: -55/+125° C (discontinuous)

Springs are not interchangeable

Order Code: 08XX - X - XX - 20 - 82 - 14 - 11 - 0

Spring Number

Spring Number	Mid. Stroke	Max. Stroke	Force @ Mid. Stroke	Initial Force (Pre-Load)
* 82	.045	.090	120 g	25 g

