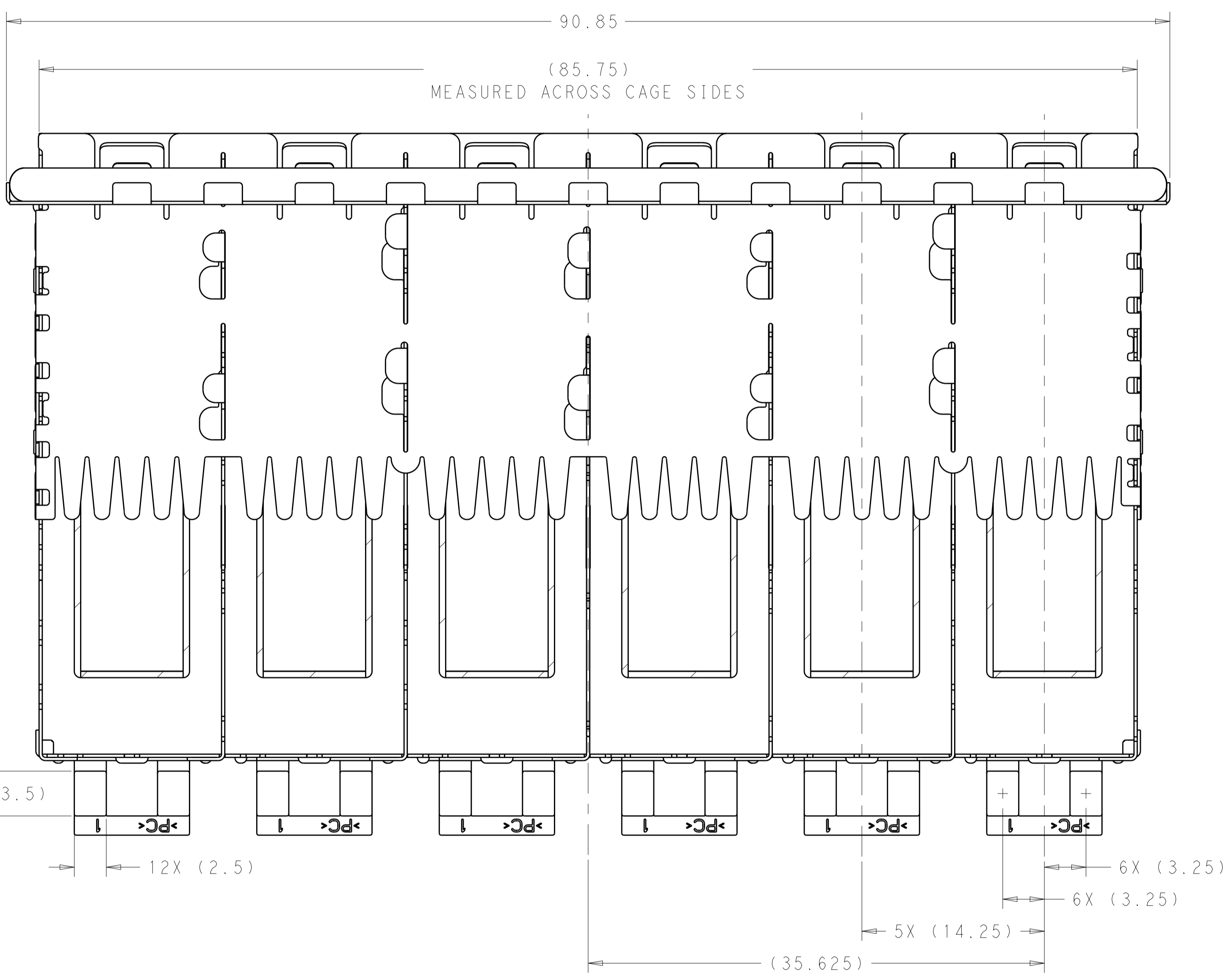
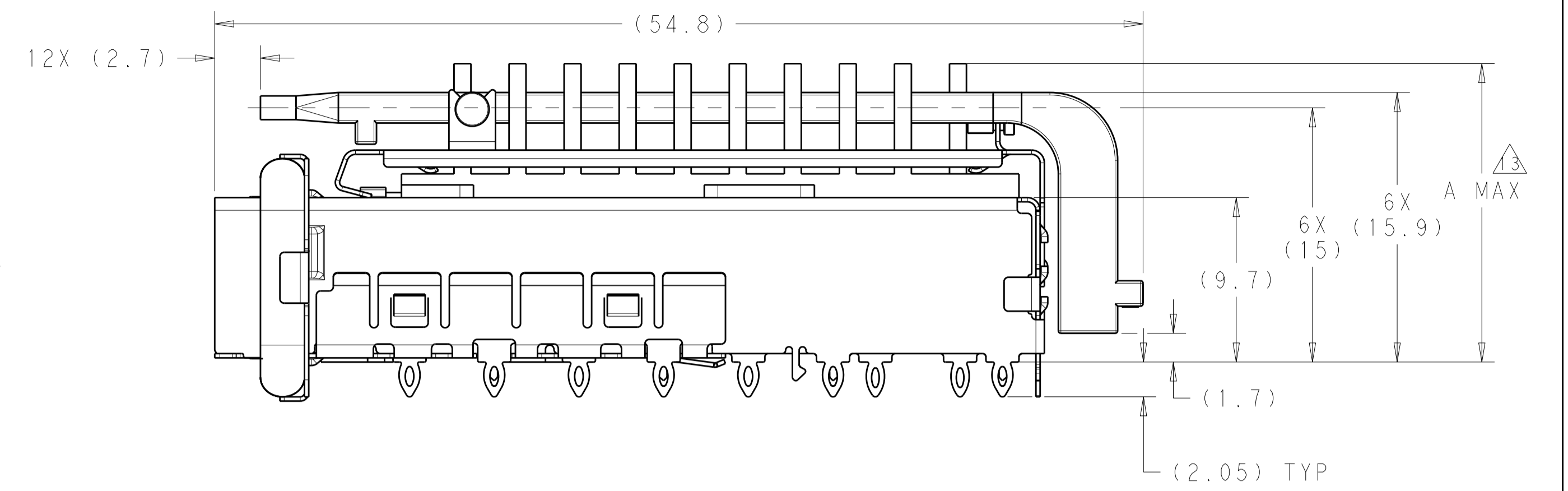
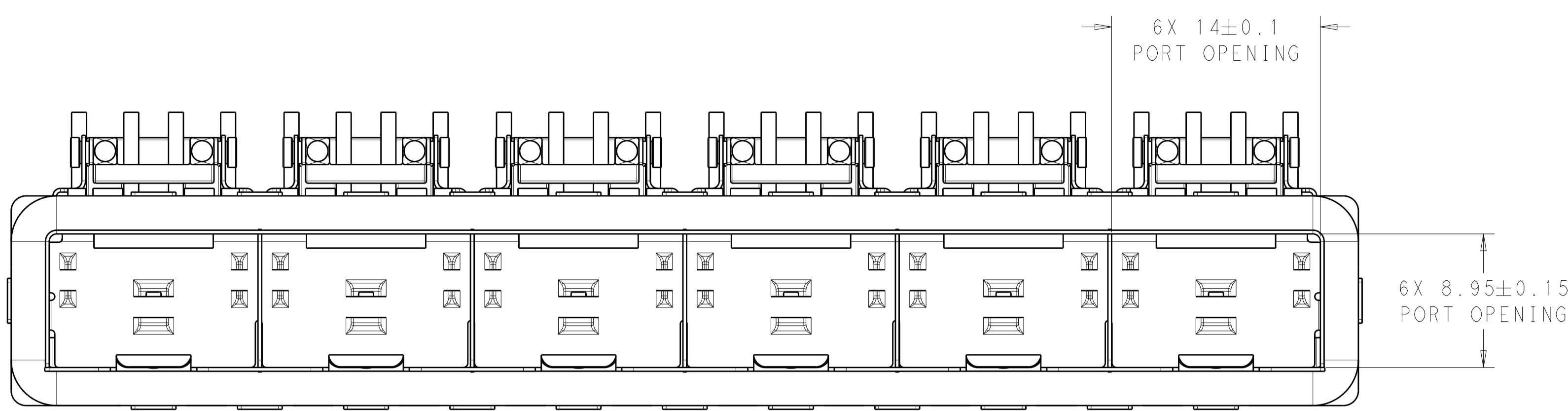
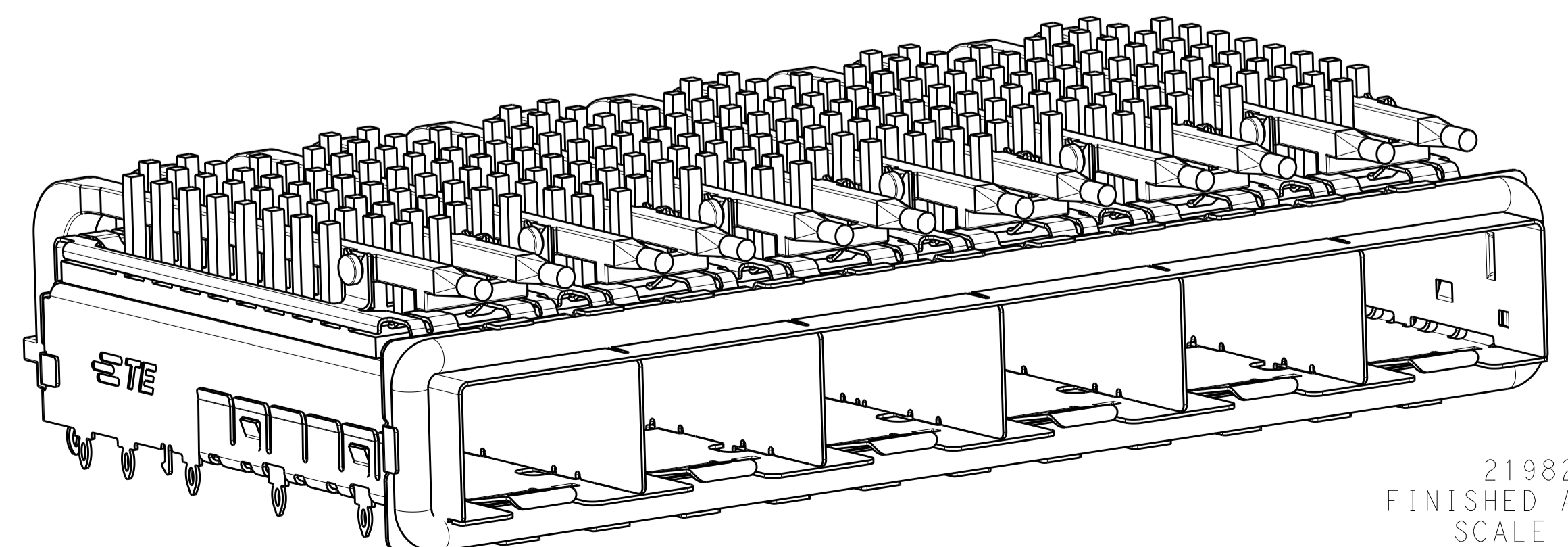


LOC	DIST	REVISIONS					
GP	00	P	LTN	DESCRIPTION	DATE	DMN	APVD
		A		RELEASED PER ECO-12-013192	06SEP2012	BMM	MRS



- 1 MATERIAL:  
CAGE ASSEMBLY: NICKEL SILVER ALLOY, 0.25mm THICK.  
GASKET RETENTION PLATE: STAINLESS STEEL  
EMI GASKET: PLATED FILLED SILICONE  
HEATSINK/LIGHTPIPE CLIP: STAINLESS STEEL  
HEATSINK: ALUMINUM  
LIGHTPIPE: POLYCARBONATE, CLEAR
- 2 FINISH:  
HEATSINK: ELECTROLESS NICKEL  
HEATSINK/LIGHTPIPE CLIP: PASSIVATE
- 3 PADS AND VIAS CHASSIS GROUND.
- 4 INTERPRETATION OF DATUM REFERENCE FRAME IN ACCORDANCE WITH SECT 4.4.1.1 OF ASME Y14.5M-1994.
- 5 MATES WITH SFP MSA COMPLIANT TRANSCEIVERS.
- 6 HOLE PATTERN REPEATS FOR EACH PORT. SPACING BETWEEN PORTS IS 14.25mm.
- 7 DATUM AND BASIC DIMENSION ESTABLISHED BY CUSTOMER.
- 8 REFERENCE APPLICATION SPEC. 114-13120, HOLE A, FOR RECOMMENDED DRILL HOLE DIAMETER AND PLATING THICKNESS.
- 9 REFERENCE APPLICATION SPEC. 114-13120, HOLE B, FOR RECOMMENDED DRILL HOLE DIAMETER AND PLATING THICKNESS.
- 10 MINIMUM PCB THICKNESS:  
SINGLE SIDED = 1.50mm
- 11 CERTAIN MATING TRANSCEIVERS MAY REQUIRE ADDITIONAL PCB THICKNESS THAT WOULD BE DETERMINED BY THE CUSTOMER.
- 12 PRODUCT COMPLIES WITH SPECIFICATION SFF-8433 IMPROVED PLUGGABLE FORM FACTOR FOR SFP+ GANGED CAGES.
- 13 DIMENSION APPLIES PRIOR TO INSERTION OF SFP MODULE.
- 14 HEATSINK, HEATSINK CLIP, AND LIGHTPIPE SHIPPED UNASSEMBLED TO CAGE ASSEMBLY. CAGE ASSEMBLY TO BE PRESSED INTO PCB PRIOR TO ATTACHING HEATSINK, HEATSINK CLIP, AND LIGHTPIPE TO THE CAGE ASSEMBLY.
- 15 PACKAGED AS A COMPLETE ASSEMBLY.



2198228  
FINISHED ASSEMBLY  
SCALE 3:1

22.5	NETWORKING, TALL	2198228-4
18.1	NETWORKING, SHORT	2198228-3
15.5	SAN	2198228-2
13.2	PCI	2198228-1
A MAX	APPLICATION	PART NUMBER

THIS DRAWING IS A CONTROLLED DOCUMENT.

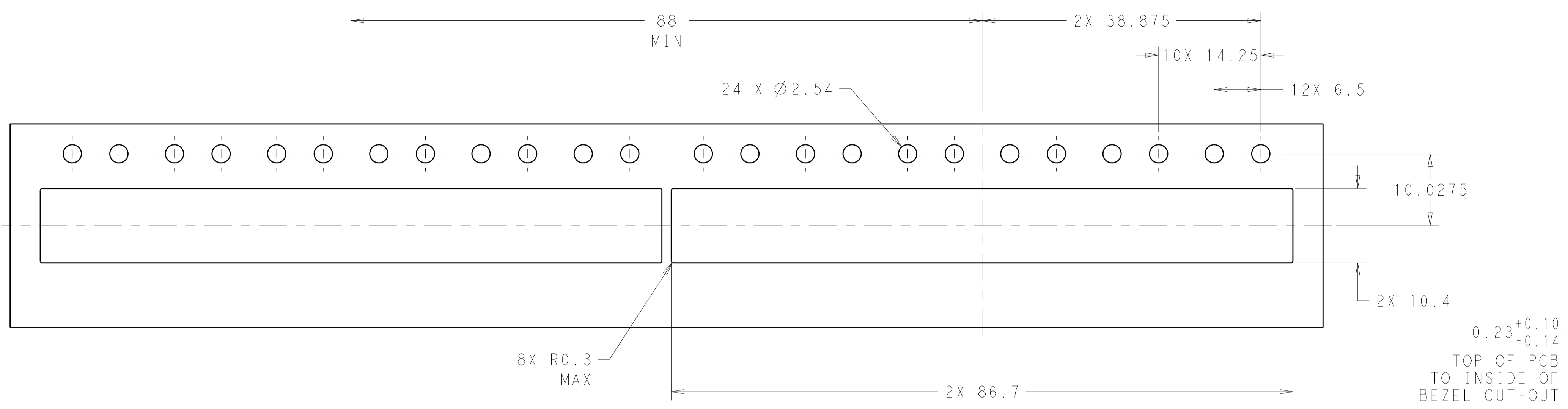
DIMENSIONS:	TOLERANCES UNLESS OTHERWISE SPECIFIED:	OWN: M. MATTHEWS, 26OCT2011	CHK: M. SCHWITZ, 26OCT2011	APVD: M. SCHWITZ, 26OCT2011	NAME: SFP+ ENHANCED 1x6 CAGE ASSEMBLY, PRESS FIT, EMI GASKET WITH HEATSINK AND LIGHTPIPE
mm	0 PLC ±0.1 1 PLC ±0.1 2 PLC ±0.1 3 PLC ±0.1 4 PLC ±0.1 ANGLES ±0.1	PRODUCT SPEC: 108-2364	APPLICATION SPEC: 114-13120	SIZE: A1	SCALE: 4:1
MATERIAL:	FINISH:	WEIGHT:	CUSTOMER DRAWING	RESTRICTED TO:	SHEET 1 OF 3

STE TE Connectivity

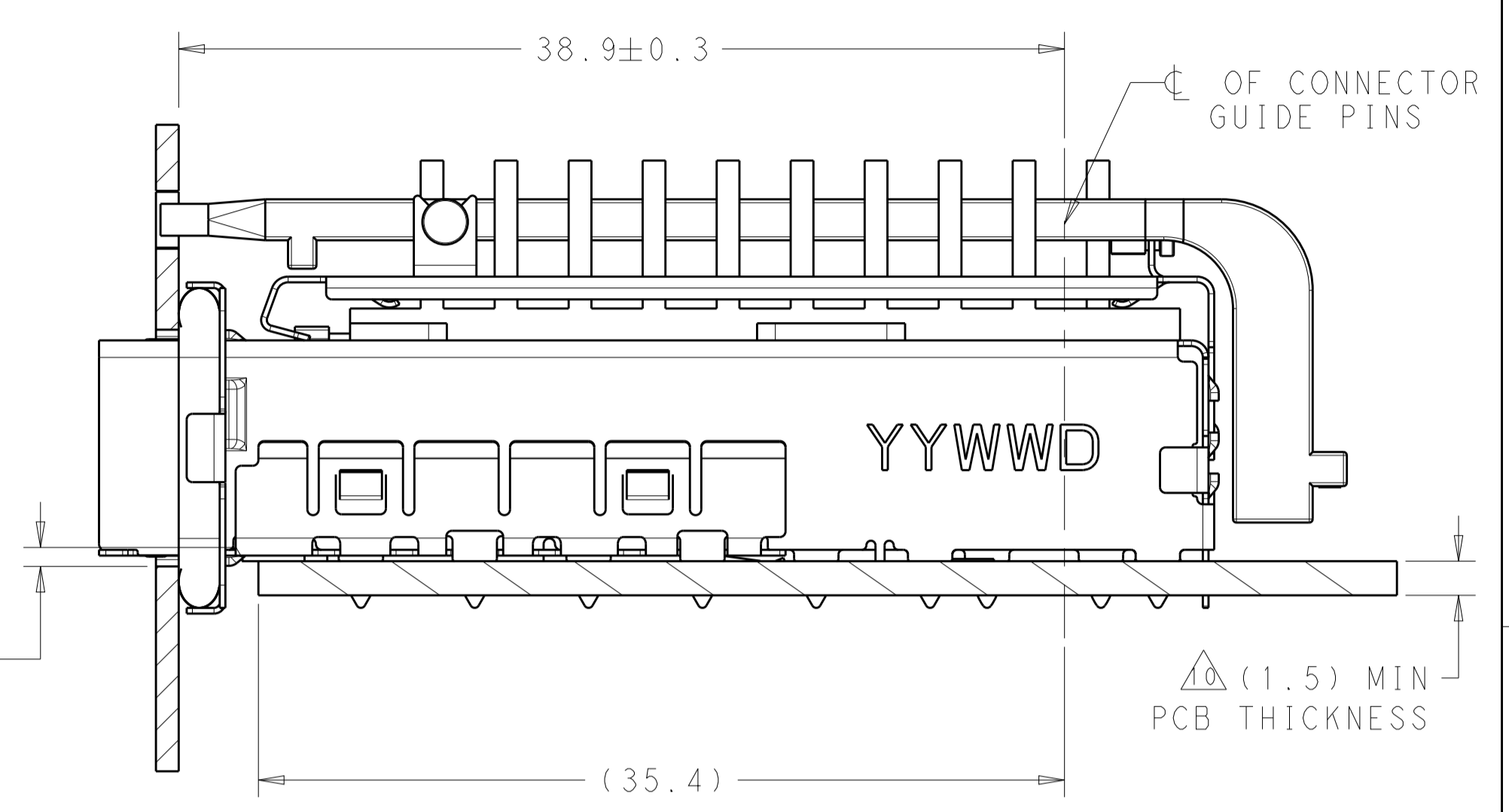
PRELIMINARY

SCALE 4:1 SHEET 1 OF 3 REV A

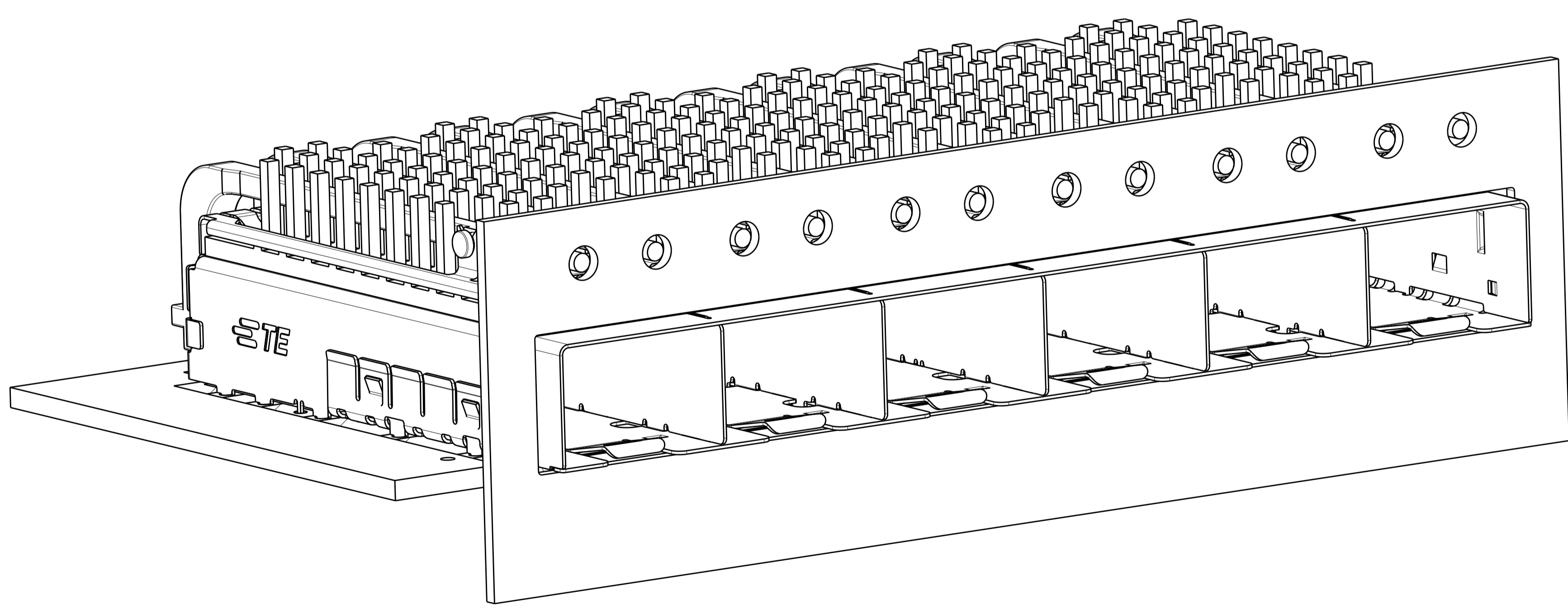
LOC	DIST	REVISIONS					
GP	00	P	LTN	DESCRIPTION	DATE	DNW	APVD
		-		SEE SHEET 1			



RECOMMENDED BEZEL CUT-OUT  
SINGLE SIDED APPLICATIONS  
SCALE 5:2



2198228  
MOUNTED ON PC BOARD  
SHOWN THRU RECOMMENDED BEZEL



2198228  
MOUNTED ON PCB  
SHOWN THRU RECOMMENDED BEZEL

THIS DRAWING IS A CONTROLLED DOCUMENT.		DNW B. MATTHEWS 26OCT2011	TE Connectivity
DIMENSIONS: mm		CHK M. SCHMITT 26OCT2011	
TOLERANCES UNLESS OTHERWISE SPECIFIED:		APVD M. SCHMITT 26OCT2011	NAME SFP+ ENHANCED 1X6 CAGE ASSEMBLY, PRESS FIT, EMI GASKET WITH HEATSINK AND LIGHTPIPE
0 PLC ±0.1		PRODUCT SPEC 108-2364	
1 PLC ±0.1		APPLICATION SPEC 114-13120	SIZE CAGE CODE DRAWING NO RESTRICTED TO A100779C=2198228
2 PLC ±0.1		WEIGHT	
3 PLC ±0.1		FINISH	CUSTOMER DRAWING SCALE 4:1 SHEET 2 OF 3 REV A
4 PLC ±0.1		ANGLES ±1°	
MATERIAL			

