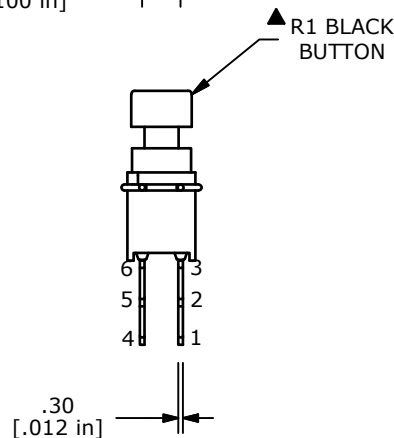
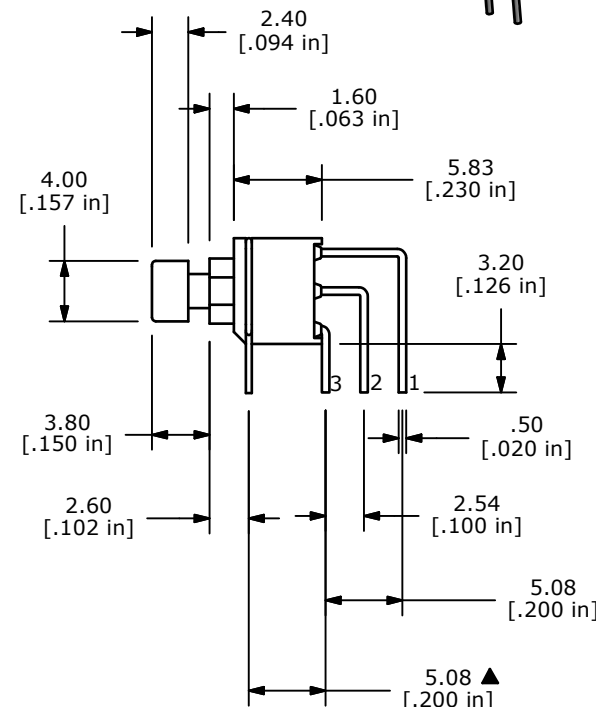
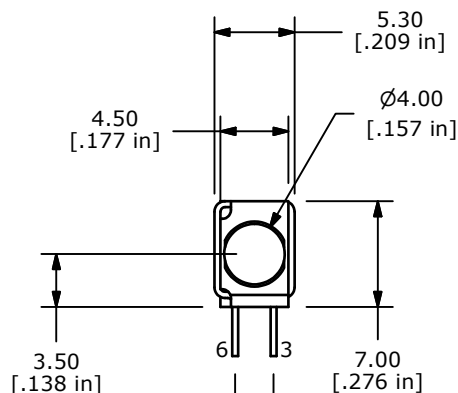


SWITCH FUNCTION	
POS. 1	POS. 2
ON	(ON)
2-3; 5-6	2-1; 5-4
(ON)=MOMENTARY	



- NOTE:
1. ALL DIMENSIONS IN MM [INCH]
 2. GENERAL TOLERANCE: X.X=±0.4
X.XX=±0.25
 3. TERMINAL NUMBERS FOR REF ONLY
 - ▲4. CONTACTS: GOLD PLATED
 5. TRAVEL: 1.0mm
 6. RATING: 0.4 VA max. @ 20V AC OR DC max.
 7. CONTACT RESISTANCE: <100 MILLI-OHM
 8. ELECTRICAL LIFE: 6,000 MAKE-AND-BREAK CYCLES.
 9. INSULATION RESISTANCE: 500 MOHM @ 500VDC min.
 10. DIELECTRIC STRENGTH: 500 V RMS @SEA LEVEL.
 11. OPERATING TEMP.: -30°C to 85°C
 12. ▲ DENOTES CRITICAL PARAMETER.
 13. SEAL RATING: IP67
 14. 2002/95/EC (ROHS) COMPLIANT



A	21940	New Release	8/3/15	rc
REV	PCR NO	DESCRIPTION	DATE	BY

TITLE 800UDP8 P1A1M7RER1BLK				
SCALE	DATE	DR	DWG	REV
2:1	7/27/2015	rc	T850008	A

THE INFORMATION CONTAINED IN THIS DOCUMENT IS PROPRIETARY TO E-SWITCH AND IS NOT TO BE COPIED OR TRANSFERRED