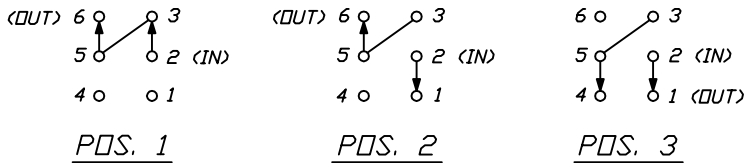


RECOMMENDED P.C.B. LAYOUT



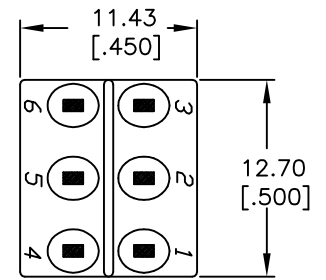
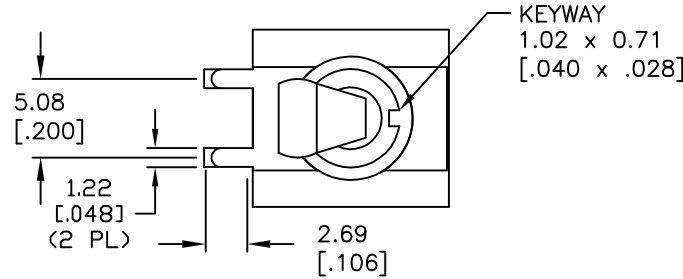
CIRCUIT: DPDT 3-WAY

NOTE: JUMPER PIN 3 TO PIN 5

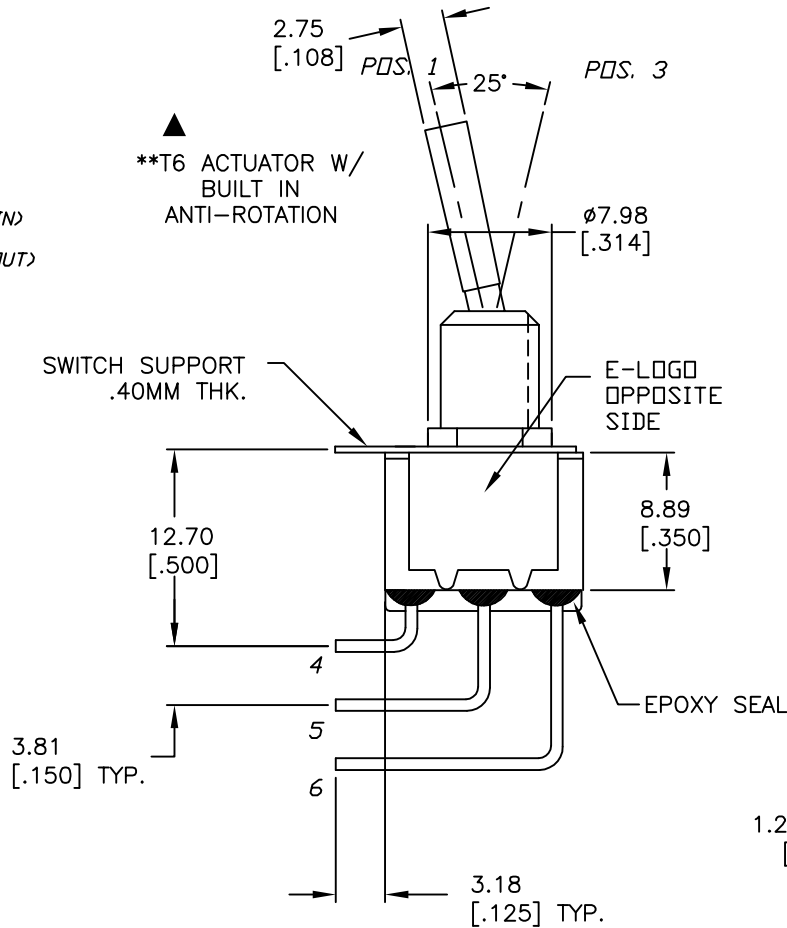
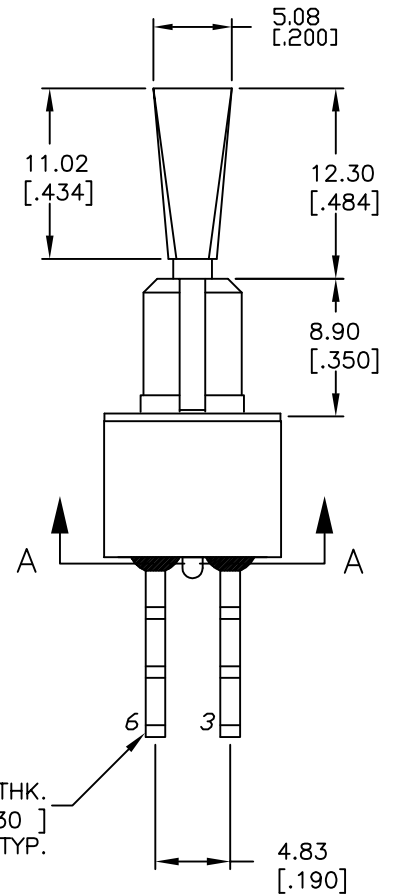
SWITCH FUNCTION		
POS. 1	POS. 2	POS. 3
ON	ON	ON
2-3,5-6	2-1,5-6	2-1,5-4

NOTES:

1. ALL DIMENSIONS IN MM [INCH]
2. GENERAL TOLERANCE: X.X=±0.4
X.XX=±0.25
3. TERMINAL NUMBERS FOR REF ONLY
4. RATING: 0.4V @20V AC or DC
- ▲ 5. FIXED TERM. & MOVING CONTACT:
COPPER ALLOY w/Gold plate over Nickel plate.
6. ELECTRIC LIFE: 50,000 make-and-break cycles at full load.
7. INSULATION RESISTANCE: 1,000 Mega-ohm min.
8. DIELECTRIC STRENGTH: 1,000 V RMS @sea level.
9. OPERATING TEMP.: -30°C to +85°C



SECTION A-A
CROPPED FOR CLARITY



E-SWITCH®

TITLE 100 DP-6 T6 B12 M7 R E (GOLD CONTACTS)

B	22594	UPDATED PIN NUMBERING	11/17/16	MJR
A	12088	RELEASED FOR PRODUCTION	5/2/02	CB
REV.	ECN No.	DESCRIPTION	DATE	CHKD

SCALE	DATE	DR	DWG	REV
2:1	5/2/02	CB	T126022	B

THE INFORMATION CONTAINED IN THIS DOCUMENT IS PROPRIETARY TO E-SWITCH AND IS NOT TO BE COPIED OR TRANSFERRED