

PCB terminal block - PTA 1.5/6-5.0 - 1988846

Please be informed that the data shown in this PDF Document is generated from our Online Catalog. Please find the complete data in the user's documentation. Our General Terms of Use for Downloads are valid (<http://download.phoenixcontact.com>)

PC terminal block, Nominal current: 17.5 A, Nom. voltage: 400 V, Pitch: 5 mm, Number of positions: 6, Connection method: Screw connection, Mounting: Soldering, Conductor/PCB connection direction: 45 °, Color: green



The figure shows a 10-position version of the product

Product description


PC terminal block, Nominal current: 17.5 A, Nom. voltage: 400 V, Pitch: 5 mm, Number of positions: 6, Connection method: Screw connection, Mounting: Soldering, Conductor/PCB connection direction: 45 °, Color: green

Why buy this product

- 5.0 mm pitch
- Large terminal block capacity thanks to rectangular clamping space
- Rugged version with high current carrying capacity
- Highly flexible conductor protection for easy, repeated connection
- Plus/minus screw



Key commercial data

Packing unit	1
Minimum order quantity	100
Catalog page	Page 525 (CC-2011)
GTIN	 4 046356 036832
Weight per piece (including packing)	0.0 GRM
Weight per Piece (excluding packing)	6.11 GRM
Country of origin	GERMANY

Technical data

Dimensions / positions

Pitch	5 mm
Dimension a	25 mm
Number of positions	6
Pin dimensions	1,0 mm
Pin spacing	5 mm
Hole diameter	1.3 mm

PCB terminal block - PTA 1.5/6-5.0 - 1988846

Technical data

Dimensions / positions

Screw thread	M2,6
Tightening torque, min	0.35 Nm
Tightening torque max	0.4 Nm

Technical data

Range of articles	PTA 1,5
Insulating material group	I
Rated surge voltage (III/3)	4 kV
Rated surge voltage (III/2)	4 kV
Rated surge voltage (II/2)	4 kV
Rated voltage (III/3)	250 V
Rated voltage (III/2)	400 V
Rated voltage (II/2)	630 V
Connection in acc. with standard	EN-VDE
Nominal current I _N	17.5 A
Nominal cross section	1.5 mm ²
Maximum load current	24 A
Insulating material	PA
Inflammability class according to UL 94	V0
Internal cylindrical gage	A1 / B1
Stripping length	5 mm
Nominal voltage, UL/CUL Use Group B	300 V
Nominal current, UL/CUL Use Group B	15 A
Nominal voltage, UL/CUL Use Group D	300 V
Nominal current, UL/CUL Use Group D	10 A

Connection data

Conductor cross section solid min.	0.14 mm ²
Conductor cross section solid max.	2.5 mm ²
Conductor cross section stranded min.	0.14 mm ²
Conductor cross section stranded max.	2.5 mm ²
Conductor cross section stranded, with ferrule without plastic sleeve min.	0.25 mm ²
Conductor cross section stranded, with ferrule without plastic sleeve max.	1.5 mm ²
Conductor cross section stranded, with ferrule with plastic sleeve min.	0.25 mm ²
Conductor cross section stranded, with ferrule with plastic sleeve max.	1.5 mm ²
Conductor cross section AWG/kcmil min.	26
Conductor cross section AWG/kcmil max	14
2 conductors with same cross section, solid min.	0.14 mm ²
2 conductors with same cross section, solid max.	1 mm ²
2 conductors with same cross section, stranded min.	0.14 mm ²
2 conductors with same cross section, stranded max.	0.75 mm ²

PCB terminal block - PTA 1.5/6-5.0 - 1988846

Technical data

Connection data

2 conductors with same cross section, stranded, ferrules without plastic sleeve, min.	0.25 mm ²
2 conductors with same cross section, stranded, ferrules without plastic sleeve, max.	0.34 mm ²
2 conductors with same cross section, stranded, TWIN ferrules with plastic sleeve, min.	0.25 mm ²
2 conductors with same cross section, stranded, TWIN ferrules with plastic sleeve, max.	0.75 mm ²
Minimum AWG according to UL/CUL	26
Maximum AWG according to UL/CUL	12

Classifications

eClass

eClass 4.0	272607xx
eClass 4.1	27141109
eClass 5.0	27141190
eClass 5.1	27141190
eClass 6.0	27261101

etim

ETIM 3.0	EC001121
ETIM 4.0	EC002643

unspsc

UNSPSC 6.01	30211801
UNSPSC 7.0901	39121432
UNSPSC 11	34131203
UNSPSC 12.01	39121432
UNSPSC 13.2	39121432

Approvals

Certificates

Certification

UL Recognized / cUL Recognized / VDE report with production monitoring / CCA / IECCEB Scheme / GOST / cULus Recognized

Certification EX

Certification submitted

PCB terminal block - PTA 1.5/6-5.0 - 1988846

Approvals

Approval details

UL Recognized			
		B	D
mm ² /AWG/kcmil	26-12	26-12	
Nominal current IN	16 A	10 A	
Nominal voltage UN	300 V	300 V	

cUL Recognized			
		B	D
mm ² /AWG/kcmil	26-12	26-12	
Nominal current IN	16 A	10 A	
Nominal voltage UN	300 V	300 V	

VDE report with production monitoring	
mm ² /AWG/kcmil	0.2-2.5
Nominal current IN	24 A
Nominal voltage UN	250 V

CCA	
mm ² /AWG/kcmil	0.2-2.5
Nominal current IN	24 A
Nominal voltage UN	250 V

IECEE CB Scheme	
mm ² /AWG/kcmil	0.2-2.5
Nominal current IN	24 A
Nominal voltage UN	250 V

GOST

cULus Recognized

Accessories

Accessories

Marking

PCB terminal block - PTA 1.5/6-5.0 - 1988846

Accessories

Marker cards - SK 5/3,8:FORTL.ZAHLEN - 0804183



Marker cards, Card, white, Labeled, Horizontal: Consecutive numbers 1 - 10, 11 - 20, etc. up to 91 - (99)100, Mounting type:

Tools

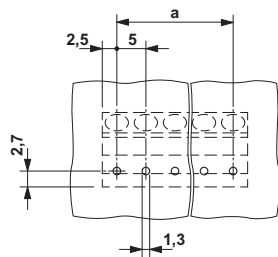
Screwdriver - SZS 0,6X3,5 - 1205053



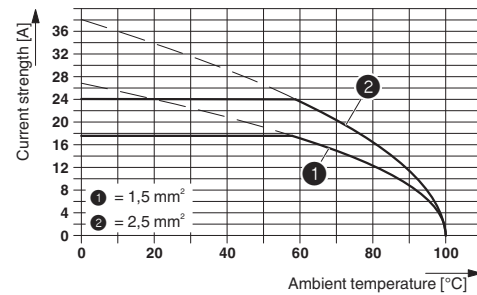
Actuation tool, for ST terminal blocks, insulated, also suitable for use as a bladed screwdriver, size: 0.6 x 3.5 x 100 mm, 2-co

Drawings

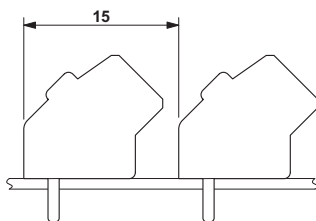
Drilling diagram



Diagram



Dimensioned drawing



Dimensioned drawing

