

## Printed-circuit board connector - BCVP-500WF-12 GN - 5450874

Please be informed that the data shown in this PDF Document is generated from our Online Catalog. Please find the complete data in the user's documentation. Our General Terms of Use for Downloads are valid (<http://phoenixcontact.com/download>)



Plug component, Nominal current: 12 A, Rated voltage (III/2): 320 V, Number of positions: 12, Pitch: 5 mm, Connection method: Screw connection, Color: pastel green, Contact surface: Tin

The figure shows a 5-pos. version of the product in gray



### Key commercial data

|                        |          |
|------------------------|----------|
| Packing unit           | 1 pc     |
| Minimum order quantity | 100 pc   |
| Custom tariff number   | 85366990 |
| Country of origin      | Germany  |

### Technical data

#### Dimensions

|             |       |
|-------------|-------|
| Pitch       | 5 mm  |
| Dimension a | 55 mm |

#### General

|                             |   |
|-----------------------------|---|
| Range of articles           | BCVP-WF   |
| Insulating material group   | I   |
| Rated surge voltage (III/3) | 4 kV  |
| Rated surge voltage (III/2) | 4 kV  |
| Rated surge voltage (II/2)  | 4 kV  |
| Rated voltage (III/3)       | 250 V   |
| Rated voltage (III/2)       | 320 V   |
| Rated voltage (II/2)        | 630 V   |
| Nominal current $I_N$       | 12 A  |
| Nominal cross section       | 2.5 mm <sup>2</sup>                                     |
| Maximum load current        | 12 A (with 2.5 mm <sup>2</sup> conductor cross section) |

# Printed-circuit board connector - BCVP-500WF-12 GN - 5450874

## Technical data

### General

|   |    |
|---|----|
| Insulating material                     | PA |
| Inflammability class according to UL 94 | V0 |
| Number of positions                     | 12 |

### Connection data

|   |                      |
|---|----------------------|
| Conductor cross section solid min.  | 0.2 mm <sup>2</sup>  |
| Conductor cross section solid max.  | 2.5 mm <sup>2</sup>  |
| Conductor cross section stranded min.   | 0.2 mm <sup>2</sup>  |
| Conductor cross section stranded max.   | 2.5 mm <sup>2</sup>  |
| Conductor cross section stranded, with ferrule without plastic sleeve min.              | 0.25 mm <sup>2</sup> |
| Conductor cross section stranded, with ferrule without plastic sleeve max.              | 2.5 mm <sup>2</sup>  |
| Conductor cross section stranded, with ferrule with plastic sleeve min.                 | 0.25 mm <sup>2</sup> |
| Conductor cross section stranded, with ferrule with plastic sleeve max.                 | 2.5 mm <sup>2</sup>  |
| Conductor cross section AWG/kcmil min.  | 24                   |
| Conductor cross section AWG/kcmil max   | 12                   |
| 2 conductors with same cross section, solid min.  | 0.2 mm <sup>2</sup>  |
| 2 conductors with same cross section, solid max.  | 1 mm <sup>2</sup>    |
| 2 conductors with same cross section, stranded min.                                     | 0.2 mm <sup>2</sup>  |
| 2 conductors with same cross section, stranded max.                                     | 1.5 mm <sup>2</sup>  |
| 2 conductors with same cross section, stranded, ferrules without plastic sleeve, min.   | 0.25 mm <sup>2</sup> |
| 2 conductors with same cross section, stranded, ferrules without plastic sleeve, max.   | 1 mm <sup>2</sup>    |
| 2 conductors with same cross section, stranded, TWIN ferrules with plastic sleeve, min. | 0.5 mm <sup>2</sup>  |

## Classifications

### eCl@ss

|            |          |
|------------|----------|
| eCl@ss 4.0 | 272607xx |
| eCl@ss 4.1 | 27260701 |
| eCl@ss 5.0 | 27260701 |
| eCl@ss 5.1 | 27260701 |
| eCl@ss 6.0 | 27261101 |
| eCl@ss 7.0 | 27440401 |
| eCl@ss 8.0 | 27440401 |

### ETIM

|          |          |
|----------|----------|
| ETIM 3.0 | EC001121 |
|----------|----------|

# Printed-circuit board connector - BCVP-500WF-12 GN - 5450874

## Classifications

### ETIM

|          |          |
|----------|----------|
| ETIM 4.0 | EC002638 |
| ETIM 5.0 | EC002638 |

### UNSPSC

|               |          |
|---------------|----------|
| UNSPSC 6.01   | 30211801 |
| UNSPSC 7.0901 | 39121432 |
| UNSPSC 11     | 39121432 |
| UNSPSC 12.01  | 39121409 |
| UNSPSC 13.2   | 39121432 |

## Approvals

### Approvals


#### Approvals


UL Recognized / cUL Recognized / VDE Gutachten mit Fertigungsüberwachung / cULus Recognized

#### Ex Approvals

#### Approvals submitted

## Approval details

|   |       |       |
|---|-------|-------|
| UL Recognized  |       |       |
|   | B     | D     |
| mm <sup>2</sup> /AWG/kcmil  | 30-12 | 30-12 |
| Nominal current I <sub>N</sub>  | 12 A  | 10 A  |
| Nominal voltage U <sub>N</sub>  | 300 V | 300 V |

|  |       |       |
|--|-------|-------|
| cUL Recognized  |       |       |
|  | B     | D     |
| mm <sup>2</sup> /AWG/kcmil   | 30-12 | 30-12 |

# Printed-circuit board connector - BCVP-500WF-12 GN - 5450874

## Approvals

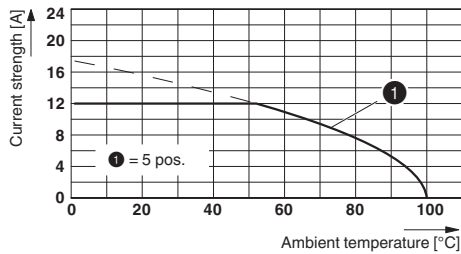
|                    | B     | D     |
|--------------------|-------|-------|
| Nominal current IN | 12 A  | 10 A  |
| Nominal voltage UN | 300 V | 300 V |

|   |         |
|---|---------|
| VDE Gutachten mit Fertigungsüberwachung |         |
| mm <sup>2</sup> /AWG/kcmil              | 0.2-2.5 |
| Nominal current IN                      | 12 A    |
| Nominal voltage UN                      | 320 V   |

|                  |
|------------------|
| cULus Recognized |
|------------------|

## Drawings

Diagram



Dimensioned drawing

