


D-UFB-IB-S-RBI

Order No.: 2748357



<http://eshop.phoenixcontact.de/phoenix/treeViewClick.do?UID=2748357>

Attachment plug with surge protection for 5-conductor remote bus input. Connection: D-SUB 9 plug- cable socket with approx. 20 cm conductor, snap-on foot for mounting on NS 32 or NS 35/7.5

Commercial data	
GTIN (EAN)	 4 017918 062507
sales group	J400
Pack	1 pcs.
Customs tariff	85363010
Catalog page information	Page 130 (TT-2007)

Product notes

WEEE/RoHS-compliant since:
06/30/2006



<http://www.download.phoenixcontact.com>
Please note that the data given here has been taken from the online catalog. For comprehensive information and data, please refer to the user documentation. The General Terms and Conditions of Use apply to Internet downloads.

Technical data	
General	
Housing material	Aluminum
Color	black

Standards for air and creepage distances	VDE 0110-1
	IEC 60664-1: 1992-10
Total surge current (8/20) μ s	1.5 kA
Ambient temperature (operation)	-40 °C ... 80 °C
Mounting type	DIN rail: 35 mm
Design	Attachment plug for DIN rail mounting
Degree of protection	IP10
Direction of action	Line-Line & Line-Signal Ground/Shield & Signal Ground/Shield-Earth Ground
Width	16.50 mm
Height	70.00 mm
Length	112.80 mm
Protective circuit	
IEC category	C1
	C3
VDE requirement class	C1
	C3
Nominal voltage U_N	5 V DC
Maximum continuous operating voltage U_C	5.8 V DC
Maximum continuous voltage U_C (wire-wire)	5.8 V DC
Nominal current I_N	300 mA (25°C)
Operating effective current I_C at U_C	$\leq 300 \mu$ A
Ground conductor current I_{PE}	$\leq 5 \mu$ A
Nominal discharge surge current I_n (8/20) μ s (Core-Core)	350 A
Nominal discharge surge current I_n (8/20) μ s (Core-Earth)	350 A
Nominal discharge surge current I_n (8/20) μ s (Core-GND)	350 A
Total surge current (8/20) μ s	1.5 kA
Max. discharge surge current I_{max} (8/20) μ s maximum (Core-Earth)	350 A
Output voltage limitation at 1 kV/ μ s (Core-Core) spike	≤ 45 V
Output voltage limitation at 1 kV/ μ s (Core-Earth) spike	≤ 900 V
Output voltage limitation at 1 kV/ μ s (Core-Core) static	≤ 12 V

Output voltage limitation at 1 kV/ μ s (Core-Earth) static	≤ 900 V
Output voltage limitation at 1 kV/ μ s (Core-GND) static	≤ 12 V
Residual voltage at I_n , (conductor-conductor)	≤ 30 V
Residual voltage at I_n , (conductor-ground)	≤ 75 V
Residual voltage at I_n , (conductor-GND)	≤ 30 V
Protection level U_p (Core-Core)	≤ 45 V
Protection level U_p (Core-Earth)	≤ 900 V
Response time t_A (Core-Core)	≤ 500 ns
Response time t_A (Core-Earth)	≤ 500 ns
	≤ 500 ns
Input attenuation aE, sym.	0.1 dB (≤ 8.5 MHz)
	0.1 dB (≤ 8.5 MHz)
	0.1 dB (up to 2.5 MHz 600 Ohm Ω)
Cut-off frequency f_g (3 dB), sym. in 50 Ohm system	Typ. 100 MHz
Cut-off frequency f_g (3 dB), sym. in 150 Ohm system	> 100 MHz
Cut-off frequency f_g (3 dB), sym. in 600 Ohm system	Typ. 30 MHz
Capacity (Core-Core)	50 pF
Capacity (Core-GND)	50 pF
Capacity (Core-Earth)	1.2 pF
Surge carrying capacity in acc. with IEC 61643-21 (Core-Core)	C1 (500 V / 250 A)
Surge carrying capacity in acc. with IEC 61643-21 (Core-Earth)	C1 (500 A/250 A)

Connection data

Type of connection	D-SUB-9
Connection type IN	D-SUB-9 male connector
Connection type OUT	D-SUB-9 female connector
Connection method	Remote bus input

Connection, protective circuit

Standards/regulations	IEC 61643-21
-----------------------	--------------

Certificates / Approvals

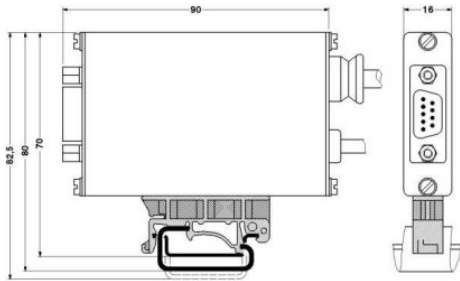


Certification

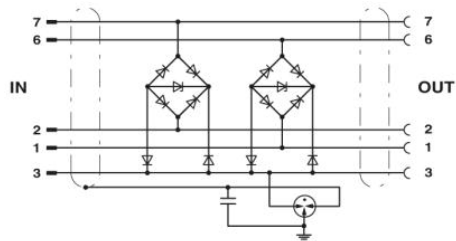
GOST

Diagrams/Drawings

Dimensioned drawing



Circuit diagram



Address

PHOENIX CONTACT Deutschland GmbH
Flachmarktstr. 8
32825 Blomberg, Germany
Phone +49 5235 3 12000
Fax +49 5235 3 41200
<http://www.phoenixcontact.de>



© 2010 Phoenix Contact
Technical modifications reserved;