

Feed-through header - PTSM 0,5/ 8-HH-2,5-SMD WH R44 - 1708017

Please be informed that the data shown in this PDF Document is generated from our Online Catalog. Please find the complete data in the user's documentation. Our General Terms of Use for Downloads are valid (<http://phoenixcontact.com/download>)

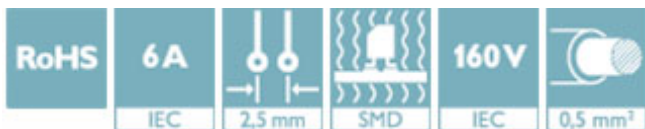
PCB headers, nominal current: 6 A, rated voltage (III/2): 160 V, number of positions: 8, pitch: 2.5 mm, color: white, contact surface: Tin, mounting: SMD soldering, Article with anti-rotation pin



The figure shows a 3-position version

Why buy this product

- White design: Stable color when welding and during use
- Designed for integration into the SMT soldering process
- Supplied in tape-on-reel packing according to IEC 60286-3 for automated mounting
- Additional solder anchors reduce the mechanical strain on the soldering spots



Key Commercial Data

Packing unit	600 STK
Minimum order quantity	600 STK
GTIN	
GTIN	4046356960663

Technical data

Dimensions

Length [l]	7.5 mm
Pitch	2.5 mm
Dimension a	17.5 mm
Height [h]	5 mm
Constructional height	5 mm
Length of the solder pin	2 mm
Pin spacing	2.50 mm
Length	7.5 mm

General

Range of articles	PTSM 0,5/...-HH-SMD WH
-------------------	------------------------

Feed-through header - PTSM 0,5/ 8-HH-2,5-SMD WH R44 - 1708017

Technical data

General

Insulating material group	I
Rated surge voltage (III/3)	2.5 kV
Rated surge voltage (III/2)	2.5 kV
Rated surge voltage (II/2)	2.5 kV
Rated voltage (III/3)	125 V
Rated voltage (III/2)	160 V
Rated voltage (II/2)	320 V
Connection in acc. with standard	EN-VDE
Nominal current I_N	6 A
Insulating material	PA
Flammability rating according to UL 94	V0
Color	white
Number of positions	8

Standards and Regulations

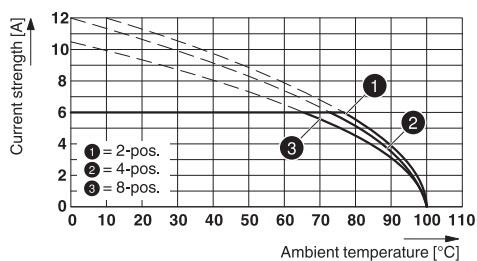
Connection in acc. with standard	EN-VDE
	UL
Flammability rating according to UL 94	V0

Environmental Product Compliance

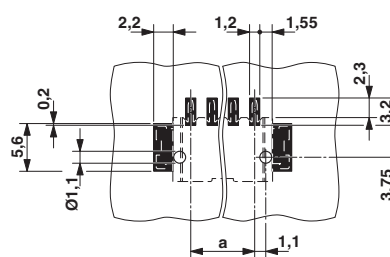
China RoHS	Environmentally friendly use period: unlimited = EFUP-e
	No hazardous substances above threshold values

Drawings

Diagram



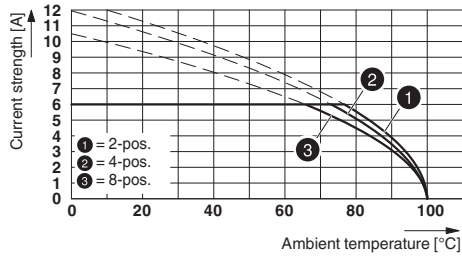
Drilling diagram



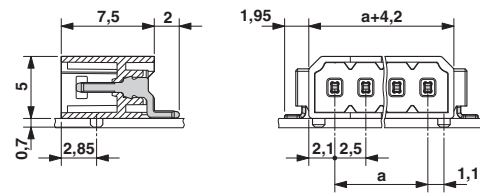
Type: PTSM 0,5/...-PL-2,5 ... with PTSM 0,5/...-HH-2,5-SMD... R...

Feed-through header - PTSM 0,5/ 8-HH-2,5-SMD WH R44 - 1708017

Diagram



Dimensional drawing



Derating curve for: PTSM 0,5/...-P-2,5 with PTSM 0,5/...-HH-2,5-SMD R..

Approvals

Approvals

Approvals

UL Recognized / EAC / cULus Recognized / VDE approval of drawings

Ex Approvals

Approval details


UL Recognized		http://database.ul.com/cgi-bin/XYV/template/LISEXT/1FRAME/index.htm E118976-20130619
		B
Nominal voltage UN		150 V
Nominal current IN		5 A

EAC		B.01742
-----	--	---------

cULus Recognized		http://database.ul.com/cgi-bin/XYV/template/LISEXT/1FRAME/index.htm E60425-20110108
		B
Nominal voltage UN		150 V
Nominal current IN		6 A

Feed-through header - PTSM 0,5/ 8-HH-2,5-SMD WH R44 - 1708017

Approvals

VDE approval of drawings		http://www2.vde.com/de/Institut/Online-Service/VDE-gepruefteProdukte/Seiten/Online-Suche.aspx	40048497
Nominal voltage UN		160 V	
Nominal current IN		6 A	
mm ² /AWG/kcmil		0.14-0.5	

Phoenix Contact 2018 © - all rights reserved
<http://www.phoenixcontact.com>

PHOENIX CONTACT GmbH & Co. KG
Flachmarktstr. 8
32825 Blomberg
Germany
Tel. +49 5235 300
Fax +49 5235 3 41200
<http://www.phoenixcontact.com>