

**TSF1.5**




**TSF2.5**



**TSF6**



**TSF16**



**Dimensions & Weight**

Pitch Spacing	<b>8 mm</b>	<b>10 mm</b>	<b>12 mm</b>	<b>15 mm</b>
Weight per piece (12 pole)	30 g	36 g	50 g	98 g

**Technical Data/Ratings**

Approvals												
Wire Size (solid / stranded)	<b>22-12 AWG</b>	22-16 AWG	0.2-1.5 mm <sup>2</sup>	<b>22-10 AWG</b>	18-12 AWG	0.2-4 mm <sup>2</sup>	<b>20-8 AWG</b>	18-10 AWG	0.2-6 mm <sup>2</sup>	<b>14-6 AWG</b>	18-6 AWG	0.2-16 mm <sup>2</sup>
Voltage Rating	600 V	600 V	400 V	600 V	600 V	400 V	600 V	600 V	400 V	600 V	600 V	800 V
Current Rating	20 A	15 A	15 A	30 A	30 A	26 A	40 A	40 A	44 A	63 A	65 A	82 A
Torque	4.4 lb-in		0.5 Nm	5.3 lb-in		0.6 Nm	7 lb-in		0.8 Nm	20 lb-in		2.25 Nm
Insulation Material	Polyamide 6.6			Polyamide 6.6			Polyamide 6.6			Polyamide 6.6		
Insert Material	Nickel Plated Copper Alloy			Nickel Plated Copper Alloy			Nickel Plated Copper Alloy			Nickel Plated Copper Alloy		
Terminal Screw Material	Zinc Yellow Chromated Steel			Zinc Yellow Chromated Steel			Zinc Yellow Chromated Steel			Zinc Yellow Chromated Steel		

**Installation Instructions**

Wire Stripping Length	5 mm (0.2 in.)	6 mm (0.24 in.)	7 mm (0.28 in.)	8 mm (0.32 in.)
Mounting Hole Diameter	2.8 mm	3.5 mm	4.4 mm	4.2 mm
Terminal Screw Size	M2.5	M3	M3.5	M5

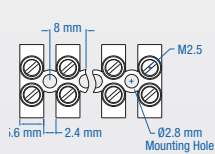
**Terminal Blocks**

	Cat. No.	Std. Pk.	Cat. No.	Std. Pk.	Cat. No.	Std. Pk.	Cat. No.	Std. Pk.
2 pole	<b>40.102</b>	13.6 mm 100	<b>40.302</b>	17.0 mm 100	<b>40.502</b>	20.0 mm 100	<b>40.702</b>	25.0 mm 40
3 pole	<b>40.103</b>	21.5 mm 100	<b>40.303</b>	27.0 mm 100	<b>40.503</b>	32.0 mm 100	<b>40.703</b>	40.0 mm 40
4 pole	<b>40.104</b>	29.5 mm 100	<b>40.304</b>	37.0 mm 100	<b>40.504</b>	44.0 mm 100	<b>40.704</b>	55.0 mm 40
5 pole	<b>40.105</b>	37.4 mm 100	<b>40.305</b>	47.0 mm 100	<b>40.505</b>	56.0 mm 100	<b>40.705</b>	70.5 mm 40
6 pole	<b>40.106</b>	45.4 mm 50	<b>40.306</b>	57.0 mm 50	<b>40.506</b>	68.0 mm 50	<b>40.706</b>	86.0 mm 20
7 pole	<b>40.107</b>	53.3 mm 50	<b>40.307</b>	67.0 mm 50	<b>40.507</b>	80.0 mm 50	<b>40.707</b>	101.0 mm 20
8 pole	<b>40.108</b>	61.3 mm 50	<b>40.308</b>	77.0 mm 50	<b>40.508</b>	92.0 mm 50	<b>40.708</b>	116.0 mm 20
9 pole	<b>40.109</b>	69.2 mm 50	<b>40.309</b>	87.0 mm 50	<b>40.509</b>	104.0 mm 50	<b>40.709</b>	131.0 mm 10
10 pole	<b>40.110</b>	77.2 mm 50	<b>40.310</b>	97.0 mm 50	<b>40.510</b>	116.0 mm 25	<b>40.710</b>	146.0 mm 10
11 pole	<b>40.111</b>	85.1 mm 50	<b>40.311</b>	107.0 mm 50	<b>40.511</b>	128.0 mm 25	<b>40.711</b>	161.0 mm 10
12 pole	<b>40.112</b>	93.0 mm 50	<b>40.312</b>	117.0 mm 50	<b>40.512</b>	140.0 mm 25	<b>40.712</b>	176.0 mm 10

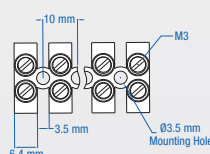
**Accessories**

	Cat. No.	Std. Pk.	Cat. No.	Std. Pk.	Cat. No.	Std. Pk.	Cat. No.	Std. Pk.
External Jumpers	HCL8-2	100	HCL10-2	100	HCL12-2	100	HCL15-2	100
	HCL8-3	100	HCL10-3	100	HCL12-3	100	HCL15-3	100
	HCL8-4	100	HCL10-4	100	HCL12-4	100	HCL15-4	100
	HCL8-12	25	HCL10-12	25	HCL12-12	25	HCL15-12	25
Isolation Partition	—	—	HEP4/6H	5	HEP4/6H	5	—	—
Mounting Pins	—	—	H4	50	H6	50	—	—
Marking Plates	—	—	BS24E	25	BS60E	25	BS1016E	25
	—	—	BS24EM1-12	25	BS60EM1-12	25	BS1016EM1-12	25
	—	—	BS24EM13-24	25	BS60EM13-24	25	BS1016EM13-24	25

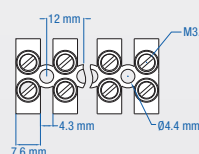
**TSF1.5 DIMENSIONS**



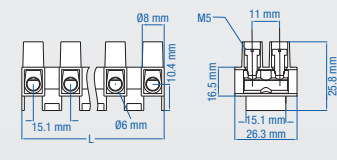
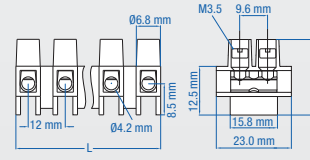
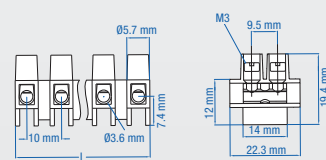
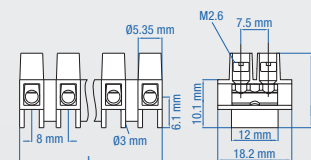
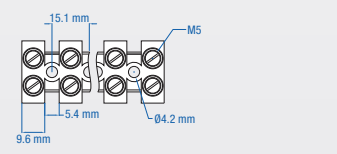
**TSF2.5 DIMENSIONS**



**TSF6 DIMENSIONS**



**TSF16 DIMENSIONS**



(All dimensions are shown in mm, to convert to inches please divide by 25.4)