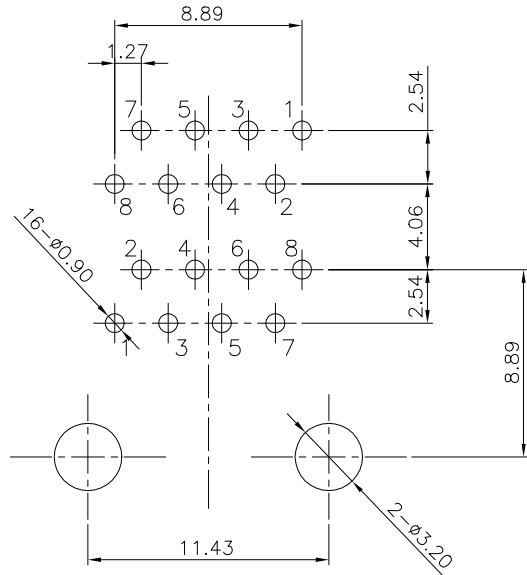
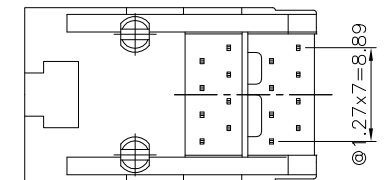
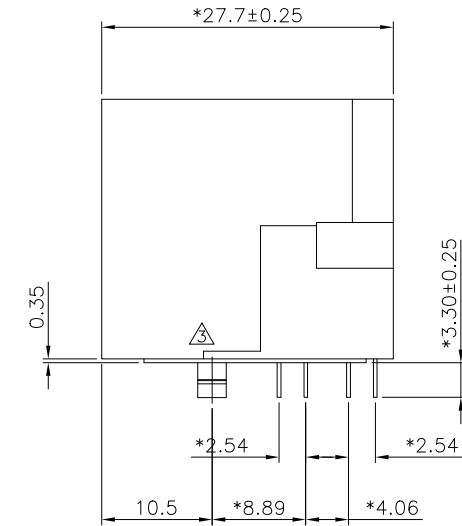
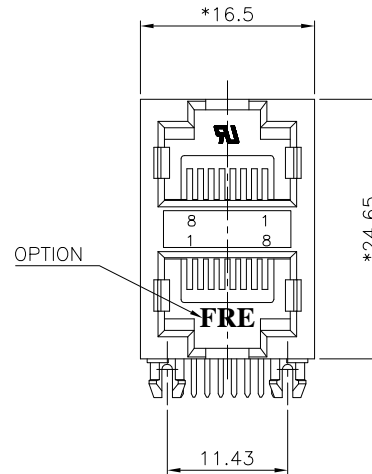


A1RFRD10

REVISION RECORD				
REV	ECO	DESCRIPTION	DRFT	CHKD
△		MODIFY NOTES	Christ	10/30/03'
△		MODIFY NOTES	LUXIN	11/05/04'
△		MODIFY DRAWING	QUILER	12/03/04'
△		ADD PART NO.	Olsonpu	12/9/04'



PC Board Thickness=1.60mm
PC Board Component Side Shown



NOTES:

ELECTRICAL:

- VOLTAGE RATING : 125 VAC RMS.
- CURRENT RATING : 1.5 AMP.
- CONTACT RESISTANCE : 50 MILLIOHMS MAX.
- INSULATION RESISTANCE: 1000 MEGOHMS MIN @ 500 VDC.
- DIELECTRIC STRENGTH : 1000 VAC RMS 60Hz, 1MIN.

MECHANICAL:

- HOUSING MATERIAL : PBT+30%G.F. OR FR52.
- CONTACT MATERIAL: PHOSPHOR BRONZE t=0.35mm.
- PLATING : GOLD PLATING OVER NICKEL.
- OPERATING LIFE : 750 CYCLES MIN.
- PCB RETENTION PRE-SOLDER : 1 LB MIN.
- PCB RETENTION POST-SOLDER: 10 LBS MIN.

ENVIRONMENTAL:

- STORAGE : -40°C TO +85°C.
- OPERATION: 0°C TO 70°C.

MATES WITH MODULAR PLUG CONFORMING TO
FCC PART 68, SUBPART F.
UL & CUL FILE NO. E163191
PART NUMBER: E5908-0T00XX

- 4- W/ FRE LOGO 1- 3u" 2- 6u"
U- W/O FRE LOGO 3-15u" 4-30u"
5-50u"



LEAD FREE P/N: E5908-0T00XX-L

- 0- PBT+30%G.F. 1- 3u" 2- 6u"
3- FR52 3-15u" 4-30u"
5-50u"
- 4- W/ FRE LOGO
U- W/O FRE LOGO

DETACHED LISTS	MM (INCH)		DFTO CHI	DATE 9/16/02'	FULL RISE ELECTRONIC CO., LTD
	TOLERANCES EXCEPT AS NOTED		CHKD LUXIN	DATE 2004/12/9	
			MFO	DATE	
			APPVLSAMMY	DATE 2004/12/9	
MM		±	MATERIAL :		TITLE RJ45 STAMPED PIN III STACKED GANG JACK (2x1)
.0 ± 0.2		±	QTY :		
.00 ± 0.15		±	FINISH :		DRAWING NO. GE593B81
.000 ± 0.075		±	SCALE : 2:1		/PART NO. SEE NOTES
ANGLES ± 0.5		THIRD ANGLE PROJECTION		DO NOT SCALE DRAWING	SIZE A3
				SHEET 1	REV 4
				OF 1	