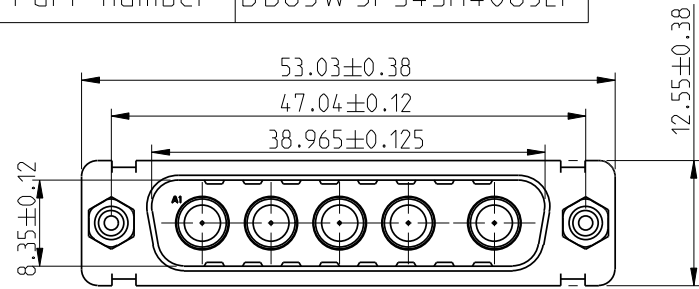


Part number DB05W 5P343H406JLF



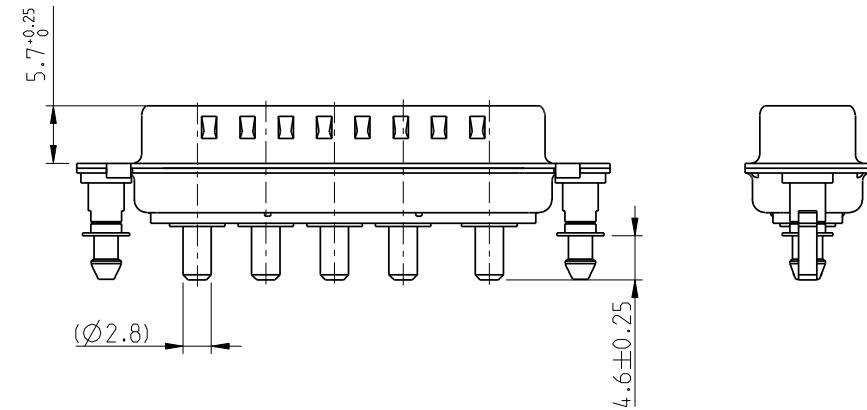
A

B

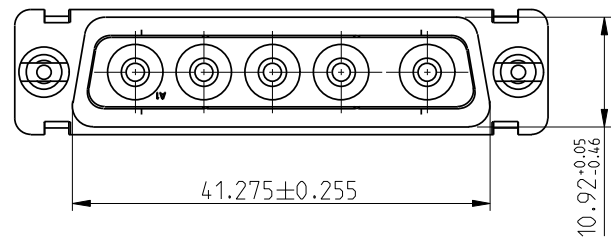
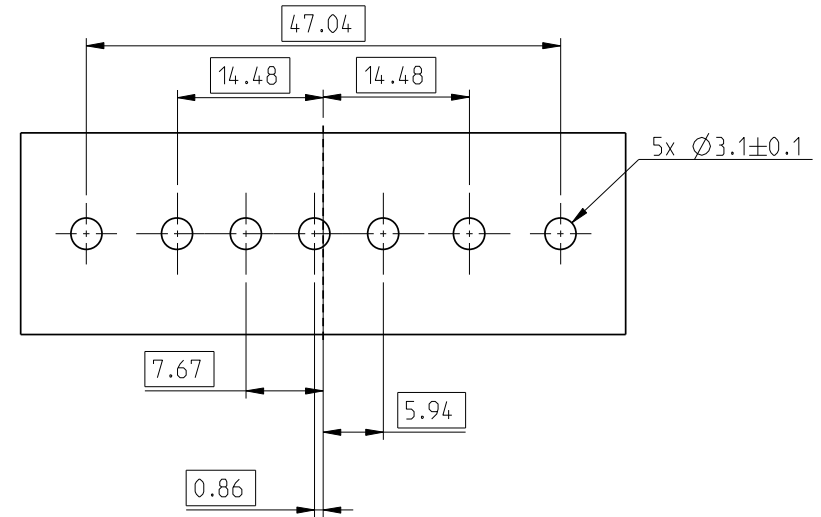
C

D

Other than lead length, which is called out in this specification, this parts conforms to drawing C01-8639-2314 / DB05W 5P343H40LF



LAYOUT AND CONNECTOR DIMENSIONS



Copyright FCI.

rev	ecn no	dr	date
A	F10-0246	APA	10/11/17
B	F10-0260	APA	10/12/21
-	-	-	-
-	-	-	-
-	-	-	-
-	-	-	-

www.fciconnect.com		surface ISO 1302	-	tolerance std ISO 406	ISO 1101	projection ⊕	mm
TOLERANCES UNLESS OTHERWISE SPECIFIED							
Dr	A PARRENIN	10/11/17	ANGULAR	0.x	±/	size	Scale
Eng	A PARRENIN	10/11/17	LINEAR	0.xx	±/	A3	2:1
Chr	A PARRENIN	10/11/17	0° ±°	0.xxx	±/	ECN	F10-0260
Appr	JM PHAM-VAN	10/11/17	Product family	Sub-D		Spec ref	/
Title			D-Sub Straight		dwg no	C01-8639-2361	Rev.
Customer special 3.2mm PCB application							B
catalog no			-		CUST	sheet 1 of 1	

REV E - 2006-03-28