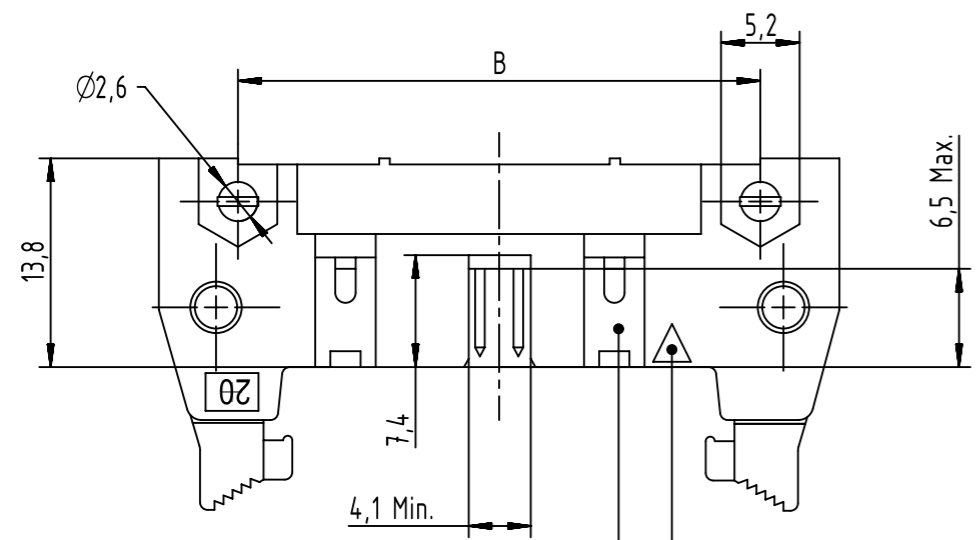
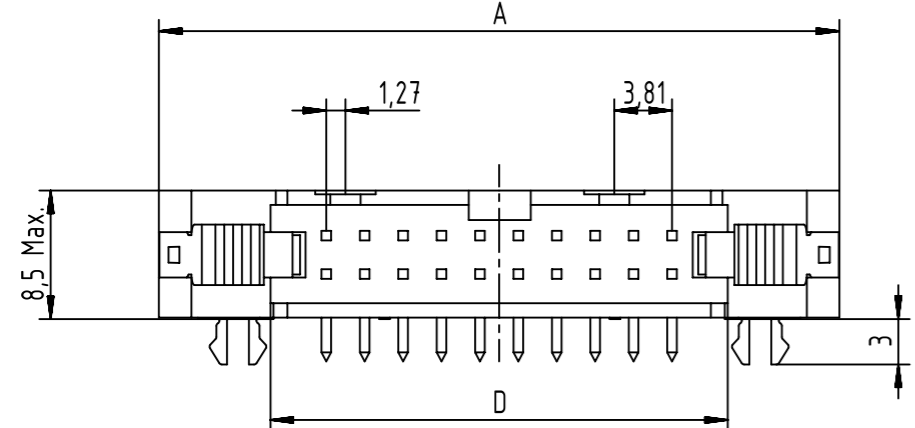
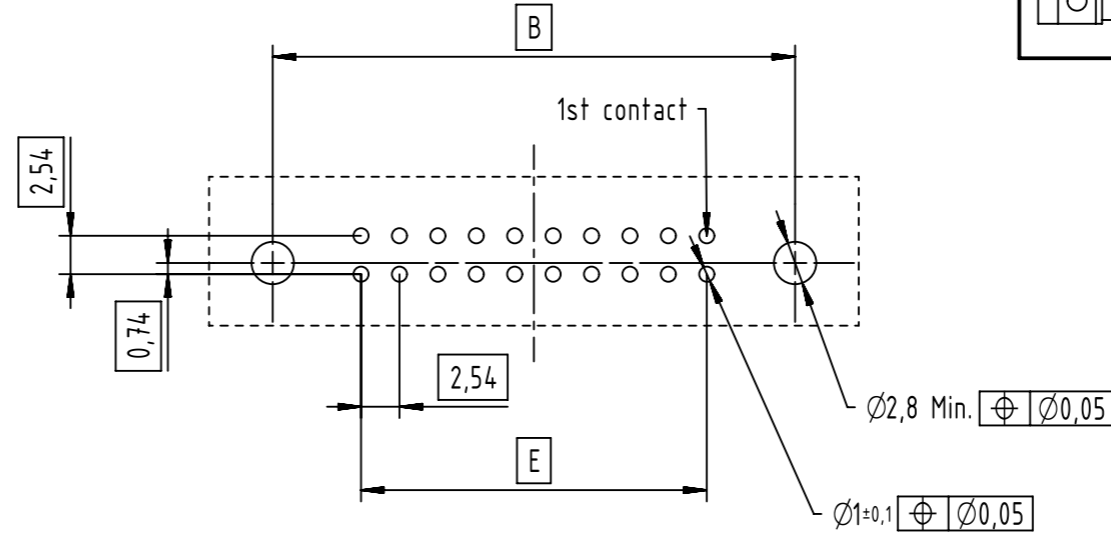


PC-Board layout
view component side
thickness 1,6 mm




1st contact
See tables for coding
feature arrangement and style

Coding style table	
	Style A: For connector 6 poles
	Style B: For connectors from 10 to 14 poles
	Style C: For connectors from 16 to 64 poles

-Find further technical information on drawings:
DS 09181200001 for 09185xxx96x
DS 09191130201 for 09195xxx96x

	All rights reserved Department EC PD - FR	All Dimensions in mm Original Size DIN A3	Scale 2:1	Free size tol.	Ref. Sub.
	HARTING Electronics GmbH D-32339 Espelkamp	Created by DOUGE	Inspected by BAGDIKIAN	Standardisation HOFFMANN	Date 2013-11-07
Title SEK male STD angled with short levers and board locks					State Final Release
Type TB		Number 091X5XXX96X			Doc-Key / ECM-Nr. 100553582/UGD/001/A 50000067148
				Rev. A	Page 1/2

Performance Level				Dimensions (mm)						
	PL3 : 50 mating Cycles No Gas Test	PL2 : 250 mating Cycles 4 day Gas Test	S4 : 0,76µm Au or equivalent PdNi							
Nb of Contacts	Part Number	Part Number	Part Number	Solder process	Contact Length ±0,3(mm)	A Max	B	D	E	F
06	0918 506 7963	0918 506 6963	0918 506 5963	wave Soldering	2,9	27,2	16,76	12,45	2,54 x 2 = 5,08	36,9
10	0918 510 7963	0918 510 6963	0918 510 5963			32,3	21,84	17,53	2,54 x 4 = 10,16	42,0
14	0918 514 7963	0918 514 6963	0918 514 5963			37,4	26,92	22,61	2,54 x 6 = 15,24	47,1
16	0918 516 7963	0918 516 6963	0918 516 5963			39,9	29,46	25,15	2,54 x 7 = 17,78	49,6
20	0918 520 7963	0918 520 6963	0918 520 5963			45,0	34,54	30,23	2,54 x 9 = 22,86	54,7
24	0918 524 7963	0918 524 6963	0918 524 5963			50,1	39,62	35,91	2,54 x 11 = 27,94	59,8
26	0918 526 7963	0918 526 6963	0918 526 5963			52,6	42,16	37,85	2,54 x 12 = 30,48	62,3
30	0918 530 7963	0918 530 6963	0918 530 5963			58,0	47,24	43,83	2,54 x 14 = 35,56	68,2
34	0918 534 7963	0918 534 6963	0918 534 5963			62,8	52,32	48,01	2,54 x 16 = 40,64	72,5
40	0918 540 7963	0918 540 6963	0918 540 5963			70,4	59,94	55,63	2,54 x 19 = 48,26	80,1
50	0918 550 7963	0918 550 6963	0918 550 5963			83,1	72,64	68,33	2,54 x 24 = 60,96	92,8
60	0918 560 7963	0918 560 6963	0918 560 5963			95,8	85,34	81,03	2,54 x 29 = 73,66	105,5
64	0918 564 7963	0918 564 6963	0918 564 5963			100,9	90,42	86,11	2,54 x 31 = 78,74	110,6
06	0919 506 7963	0919 506 6963	0919 506 5963			Wave & Reflow Soldering	2,9	27,2	16,76	12,45
10	0919 510 7963	0919 510 6963	0919 510 5963	32,3	21,84			17,53	2,54 x 4 = 10,16	42,0
14	0919 514 7963	0919 514 6963	0919 514 5963	37,4	26,92			22,61	2,54 x 6 = 15,24	47,1
16	0919 516 7963	0919 516 6963	0919 516 5963	39,9	29,46			25,15	2,54 x 7 = 17,78	49,6
20	0919 520 7963	0919 520 6963	0919 520 5963	45,0	34,54			30,23	2,54 x 9 = 22,86	54,7
24	0919 524 7963	0919 524 6963	0919 524 5963	50,1	39,62			35,91	2,54 x 11 = 27,94	59,8
26	0919 526 7963	0919 526 6963	0919 526 5963	52,6	42,16			37,85	2,54 x 12 = 30,48	62,3
30	0919 530 7963	0919 530 6963	0919 530 5963	58,0	47,24			43,83	2,54 x 14 = 35,56	68,2
34	0919 534 7963	0919 534 6963	0919 534 5963	62,8	52,32			48,01	2,54 x 16 = 40,64	72,5
40	0919 540 7963	0919 540 6963	0919 540 5963	70,4	59,94			55,63	2,54 x 19 = 48,26	80,1
50	0919 550 7963	0919 550 6963	0919 550 5963	83,1	72,64			68,33	2,54 x 24 = 60,96	92,8
60	0919 560 7963	0919 560 6963	0919 560 5963	95,8	85,34			81,03	2,54 x 29 = 73,66	105,5
64	0919 564 7963	0919 564 6963	0919 564 5963	100,9	90,42			86,11	2,54 x 31 = 78,74	110,6

	All Dimensions in mm Original Size DIN A3	Scale 2:1	Free size tol.	Ref.
	All rights reserved Department EC PD - FR	Created by DOUGE	Inspected by BAGDIKIAN	Standardisation HOFFMANN
HARTING Electronics GmbH D-32339 Espelkamp	Title SEK male STD angled with short levers and board locks			Doc-Key / ECM-Nr. 100553582/UGD/001/A 50000067148
	Type TB	Number 091X5XXX96X	Rev. A	Page 2/2