THIS DRAWING IS UNPUBLISHED. RELEASED FOR PUBLICATION -.- .
© COPYRIGHT - BY TYCO ELECTRONICS CORPORATION, ALL RIGHTS RESERVED.

LOC	DIST
GP	00

REVISIONS

P	LTR	DESCRIPTION	DATE	DWN	APVD
	C	REVISED PER EC 0S13-0416-03	26JAN04	BM	JG

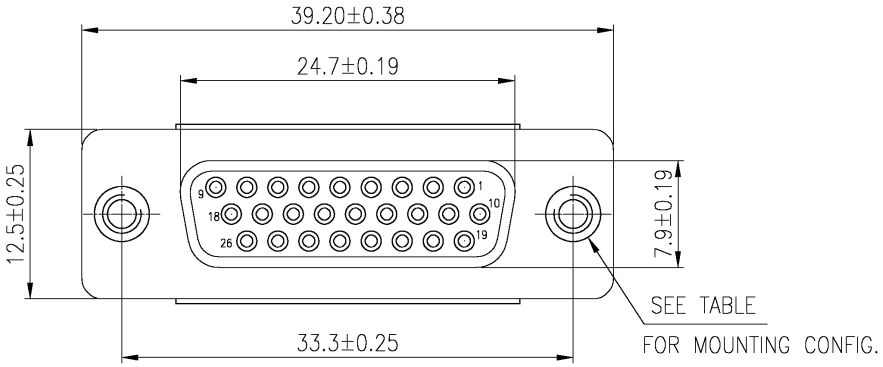

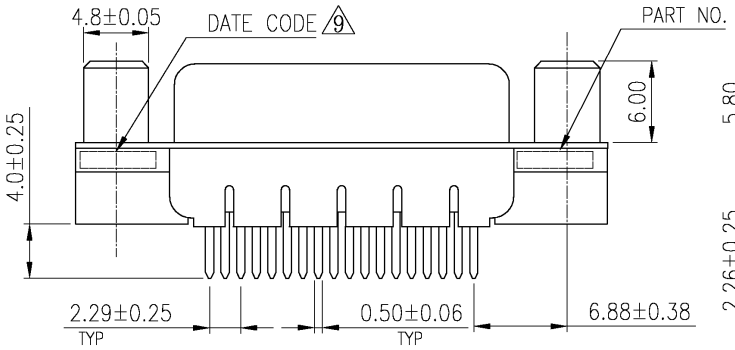

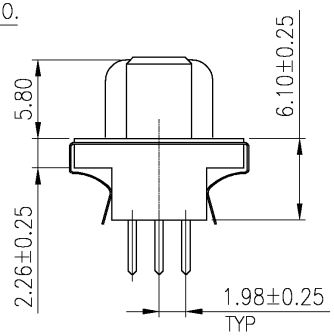

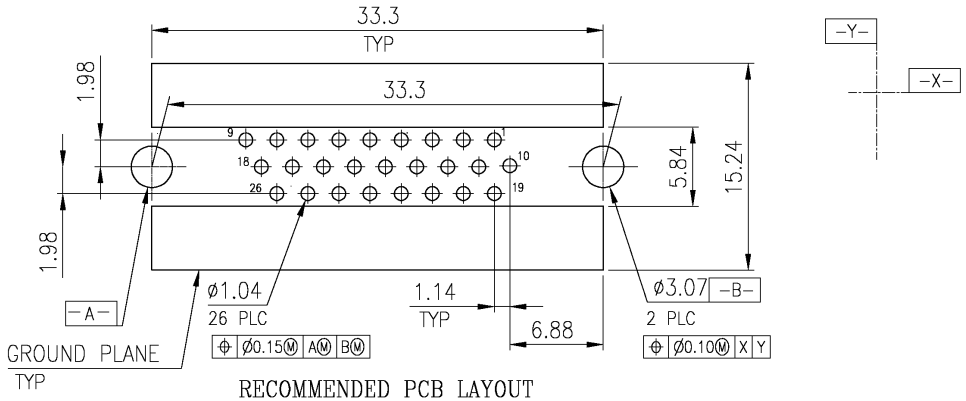

RECOMMENDED PCB LAYOUT

MATERIAL:

1. Housing: PBT , 15% G.F polyester, Black.
   (UL 94V-0 Rated)
2. Contact: Phos. Bronze.
3. Contact Plated: Gold Plated over 50μ"
   Nickel underplate.
4. Solder Tail: Sn/Pb Plated 120μ" over 50μ"
   Nickel underplate.
5. Shell: Steel, Nickel Plated.
6. Rivet: Brass, Nickel plated 30 μ"Min.
7. Female Screwlock: Brass, Nickel plated 30μ"Min.
8. Ground Plate: SUS 302, 50μ"~150μ" Tin Plated
   Over Nickel underplate.

9 Four digit date code in this format.

01 45
Year — Manufacturing Week

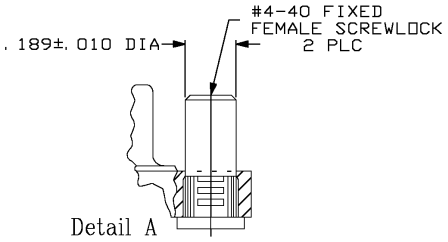

Detail A

Tray	Detail A	Gold flash	786073-4
Tray	Detail A	15 μ"	786073-3
Tray	Detail A	30 μ"	786073-1
Packaging	Mounting Flange Config	Contact Finish	AMP Part NO.

THIS DRAWING IS A CONTROLLED DOCUMENT.

DIMENSIONS: MM

TOLERANCES UNLESS OTHERWISE SPECIFIED:
0 PLC ± –
1 PLC ± 0.30
2 PLC ± 0.20
3 PLC ± 0.10
4 PLC ± –
ANGLES ± 2°

MATERIAL –
FINISH –

DWN J.BURWELL 22APR02
CHK C.CASH 22APR02
APVD –
PRODUCT SPEC –
APPLICATION SPEC –
WEIGHT –

tyco Electronics — Tyco Electronics Corporation, Harrisburg, Pa 17105

NAME: AMPLIMITE HD-22
26 POS RECEPTACLE, VERTICAL
–

SIZE A2 | CAGE CODE 00779 | DRAWING NO C-786073 | RESTRICTED TO –

CUSTOMER DRAWING | SCALE 1:1 | SHEET 1 OF 1 | REV C

786073

AMP 1471-9 REV 31MAR2000