

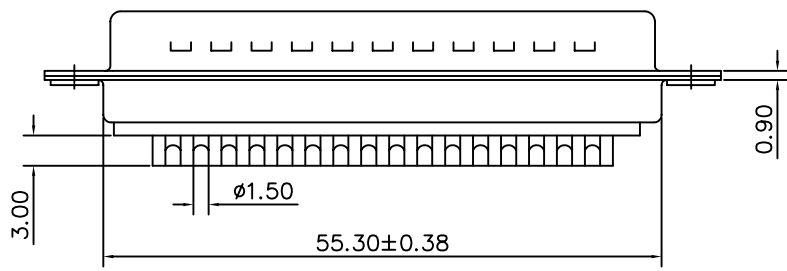
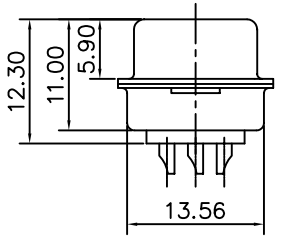
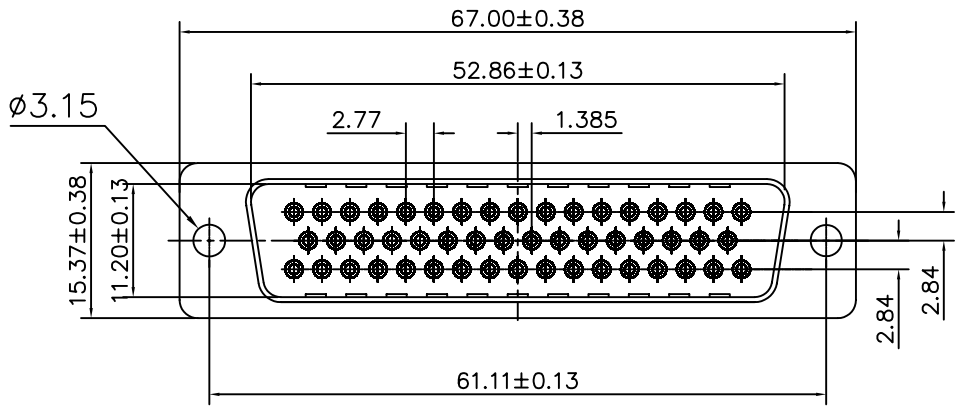
This document is the property of Amphenol Corporation and is delivered on the express condition that it is not to be disclosed, reproduced or used, in whole or in part, for manufacture or sale by anyone other than Amphenol Corporation without its prior consent, & that no right is granted to disclose or to use any information in this document.

4

3

2

1



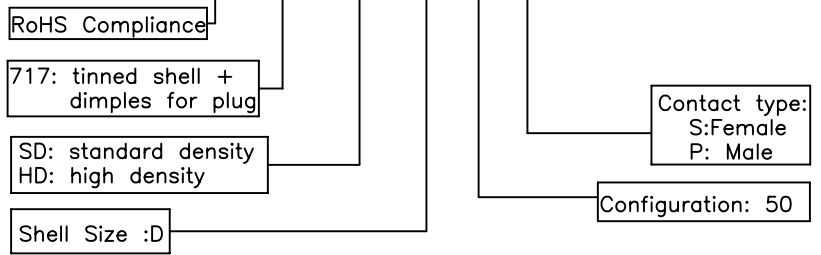
| REVISIONS | | | | |
|-----------|-----|-------------|----------|----------|
| SYM | ECN | DESCRIPTION | DATE | APPROVED |
| A | | | 08/06/07 | |

D-SUB TECHNICAL DATA

SHELL : Steel, 2.5um (100u") min tin over 1.25um (50u") min nickel
 BODY : Glass filled thermoplastic.
 Flame retardant to UL94 V-0 Color Black
 CONTACTS : brass.
 Gold flash over 1.25um (50u") min nickel
 ELECTRICAL : Voltage rating :1000 V RMS at 50 Hz
 Current rating 3A.
 Insulation resistance >1000 M Ohms
 Contact resistance 20 mOhms max.
 CLIMATIC : Temperature range -55 °C up to 125°C
 MARKING : Amphenol...(Series No.)
 Commercial reference
 Manufacturing date

PRODUCT CODE

L 717 SD D 50 P



| UNLESS OTHERWISE SPECIFIED TOLERANCES | | APPROVAL | | DATE |
|---------------------------------------|--------|---------------------|-----------|----------|
| U.S. | METRIC | DRAWN | Iss. peng | 08/06/07 |
| .X +/- | 0.50 | CHECKED | Uk.wang | 08/06/07 |
| .XX +/- | 0.30 | CHECKED | | |
| .XXX +/- | 0.20 | | | |
| FRACTIONS +/- | | | | |
| ANGLES +/- | 2' | | | |
| FOR MATERIALS AND FINISHES SEE NOTES | | DRAWING FILE : | | |
| REMOVE SHARP EDGES | | ANGLE OF PROJECTION | | |
| DIMENSIONS | | | | |
| U.S. | INCHES | | | |
| METRIC | MM | | | |

| | | |
|--|--------------|--------------|
| Amphenol | | |
| TITLE Stamped and Formed connector, SD series | | |
| SIZE | DRAWING NO. | REV. |
| A4 | C L717SDD50P | A |
| SCALE | NONE | SHEET 1 OF 1 |

4

3

2

1