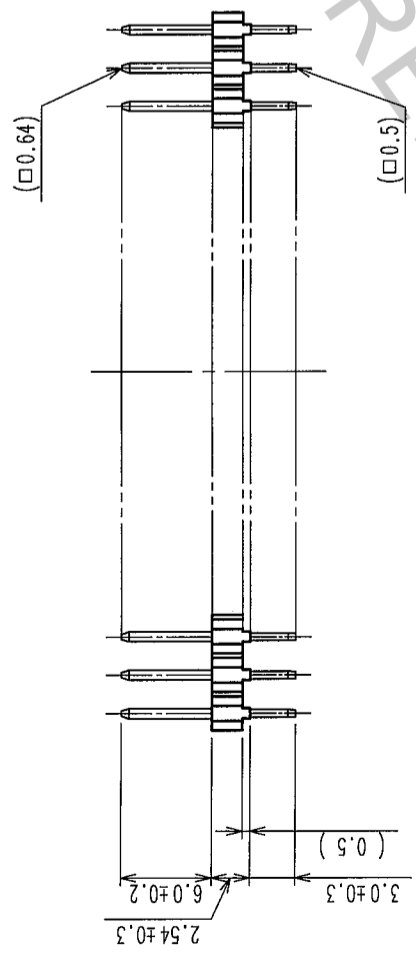
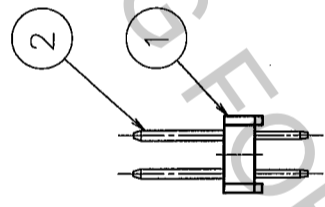
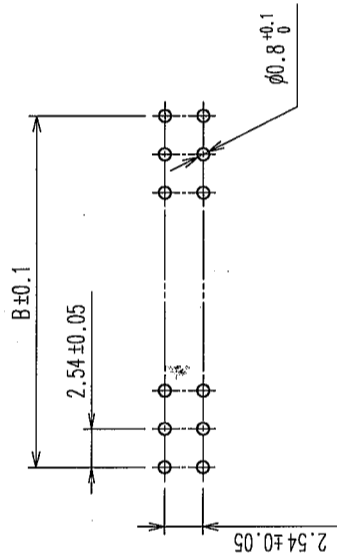
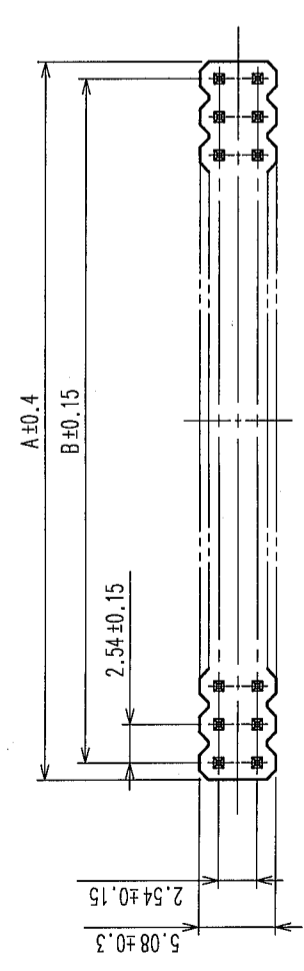


COUNT	DESCRIPTION OF REVISIONS	BY	CHKD	DATE	COUNT	DESCRIPTION OF REVISIONS	BY	CHKD	DATE
△					△				
△					△				
△					△				

RECOMMENDED PC BOARD HOLE PATTERN



PART No.	CODE No.	A	B
A1-4PA-2.54DSA(71)	CL619-0036-1-71	4.78	2.54
A1-6PA-2.54DSA(71)	CL619-0021-4-71	7.32	5.08
A1-8PA-2.54DSA(71)	CL619-0037-4-71	9.86	7.62
A1-10PA-2.54DSA(71)	CL619-0022-7-71	12.40	10.16
A1-12PA-2.54DSA(71)	CL619-0023-0-71	14.94	12.70
A1-14PA-2.54DSA(71)	CL619-0024-2-71	17.48	15.24
A1-16PA-2.54DSA(71)	CL619-0025-5-71	20.02	17.78
A1-18PA-2.54DSA(71)	CL619-0026-8-71	22.56	20.32
A1-20PA-2.54DSA(71)	CL619-0027-0-71	25.10	22.86
A1-24PA-2.54DSA(71)	CL619-0028-3-71	30.18	27.94
A1-26PA-2.54DSA(71)	CL619-0029-6-71	32.72	30.48
A1-30PA-2.54DSA(71)	CL619-0030-5-71	37.80	35.56
A1-34PA-2.54DSA(71)	CL619-0031-8-71	42.88	40.64
A1-40PA-2.54DSA(71)	CL619-0032-0-71	50.50	48.26
A1-50PA-2.54DSA(71)	CL619-0033-3-71	63.20	60.96
A1-60PA-2.54DSA(71)	CL619-0034-6-71	75.90	73.66
A1-64PA-2.54DSA(71)	CL619-0035-9-71	80.98	78.74

NOTES 1. THE DIMENSIONS IN PARENTHESES ARE FOR REFERENCE.  
 2. NUMBER OF CONTACTS.

1	PBT	BLACK	UL94V-0	2	BRASS	CONTACT AREA : GOLD 0.2μm min DIP AREA : TIN-PLATING 2μm min UNDER PLATING : NICKEL 2.5μm min	
NO.	MATERIAL	FINISH, REMARKS	NO.	MATERIAL	FINISH, REMARKS		
CODE NO. (OLD)	CL		DESIGNED	K. NAKAMURA	CHECKED	K. NAKAMURA	APPROVED
			DRAWN	K. NAKAMURA			H. Ogasawara
				06.01.23		06.01.23	06.01.23
DRAWING NO.		PART NO.					
EDC3-152791-21		A1-**-PA-2.54DSA(71)					
SCALE		CODE NO.					
FREE		HIROSE ELECTRIC CO., LTD					
UNITS		CL619					
mm		1/1					

TO	
PCK	