D1RFRD006

REVISION RECORD				
REV	ECO	DESCRIPTION	DRFT	CHKD

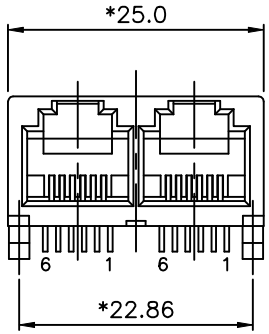

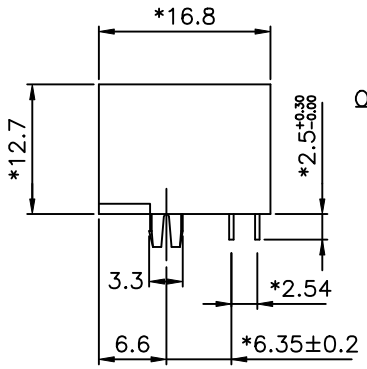

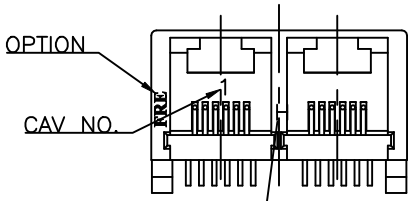

"H" MARK :
HIGH TEMPERATURE (FR52) USED

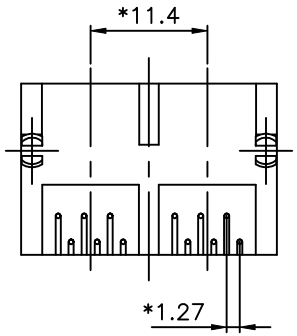

NOTES:

ELECTRICAL:

1. VOLTAGE RATING : 125 VAC RMS.
2. CURRENT RATING : 1.5 AMP.
3. CONTACT RESISTANCE : 35 MILLIOHMS MAX.
4. INSULATION RESISTANCE: 1000 MEGOHMS MIN @ 500 VDC.
5. DIELECTRIC STRENGTH : 1000 VAC RMS 60Hz, 1MIN.

MECHANICAL:

1. HOUSING MATERIAL : GLASS FILLED POLYESTER UL94V-0.
2. CONTACT MATERIAL : PHOSPHOR BRONZE ø0.46mm.
3. PLATING : GOLD PLATING OVER NICKEL.
4. OPERATING LIFE : 750 CYCLES MIN.
5. PCB RETENTION PRE-SOLDER : 1 LB MIN.
6. PCB RETENTION POST-SOLDER: 10 LBS MIN.

ENVIRONMENTAL:

1. STORAGE : -40°C TO +85°C.
2. OPERATION : 0°C TO 70°C.
3. WAVE SOLDER TEMPERRATURE : 230-250°C(3~5 SECOND).

MATES WITH MODULAR PLUG CONFORMING TO
FCC PART 68, SUBPART F.

PART NUMBER: E5A6X-40AXXX-L

NO. OF CONTACT
2-2C
4-4C
6-6C

0-PBT + 15% GF BK
1-PBT + 15% GF GY

1- 3u" 2- 6u"
3-15u" 4-30u"
5-50u" F-GOLD FLASH

B- W/O "FRE" LOGO
F- W/ "FRE" LOGO

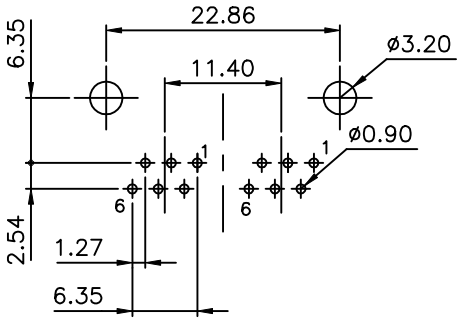

PC Board Layout Component Side Shown

MM (INCH)	DFTO DIXON	DATE JUN.30.97	FULL RISE ELECTRONIC CO., LTD
TOLERANCES EXCEPT AS NOTED	CHKD QIANPU	DATE 2005/3/22	
	MFO	DATE	
MM .0 ±0.20 ± .00 ±0.15 ± .000 ±0.075 ±	APPV SAMMY	DATE 2005/3/22	TITLE 1.27mm DUAL PORTS 6P
DETACHED LISTS	MATERIAL :		
ANGLES ±	QT'Y :		DRAWING NO. GE5A3001_LC / PART NO. SEE NOTE — SIZE A3 — REV 0
THIRD ANGLE PROJECTION	FINISH :		
	SCALE : 2:1		DO NOT SCALE DRAWING — SHEET X OF Y