

Surface Mount Fuse with Holder, 12 x 5.2 mm, Quick-Acting F, 63 VAC, 63 VDC



UL 248-14 · 63 VAC · 63 VDC · Quick-Acting F

See below:
[Approvals and Compliances](#)

Description

- Directly solderable on printed circuit boards
- OMK 63 = OMF 63 + OMH 125


References

[Packaging Details](#)

Weblinks

[pdf datasheet](#), [html-datasheet](#), [General Product Information](#), [Packaging details](#), [Distributor-Stock-Check](#), [Detailed request for product](#)

Technical Data

Rated Voltage	63 VAC, 63 VDC
Rated current	0.063 - 5 A
Breaking Capacity	50 A
Characteristic	Quick-Acting F
Mounting	PCB, SMT
Admissible Ambient Air Temp.	-40 °C to 85 °C
Climatic Category	40/085/21 acc. to IEC 60068-1
Material: Housing	Thermoplastic, UL 94V-0
Material: Terminals	Tin-Plated Copper
Unit Weight	0.48 g
Storage Conditions	0 °C to 60 °C, max. 70% r.h.
Product Marking	 Type, Rated current, Approvals



Soldering Methods	Reflow Soldering Profile
Solderability	245 °C / 3 sec acc. to IEC 60068-2-58, Test Td
Resistance to Soldering Heat	260 °C / 10 sec acc. to IEC 60068-2-58, Test Td

Approvals and Compliances

Detailed information on product approvals, code requirements, usage instructions and detailed test conditions can be looked up in [Details about Approvals](#)

Product standards

Product standards that are referenced

Organization	Design	Standard	Description
	Designed according to	UL 248-14	Low voltage fuses - Part 14: Additional fuses
	Designed according to	CSA22.2 No. 248.14	Low-Voltage Fuses - Part 14: Supplemental Fuses





Application standards

Application standards where the product can be used

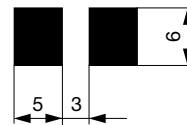
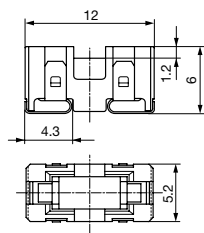
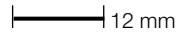
Organization	Design	Standard	Description
	Designed for applications acc.	IEC/UL 60950	IEC 60950-1 includes the basic requirements for the safety of information technology equipment.

Compliances

The product complies with following Guide Lines

Identification	Details	Initiator	Description
	CE declaration of conformity	SCHURTER AG	The CE marking declares that the product complies with the applicable requirements laid down in the harmonisation of Community legislation on its affixing in accordance with EU Regulation 765/2008.
	RoHS	SCHURTER AG	EU Directive RoHS 2011/65/EU
	China RoHS	SCHURTER AG	The law SJ / T 11363-2006 (China RoHS) has been in force since 1 March 2007. It is similar to the EU directive RoHS.
	REACH	SCHURTER AG	On 1 June 2007, Regulation (EC) No 1907/2006 on the Registration, Evaluation, Authorization and Restriction of Chemicals 1 (abbreviated as "REACH") entered into force.

Dimension [mm]



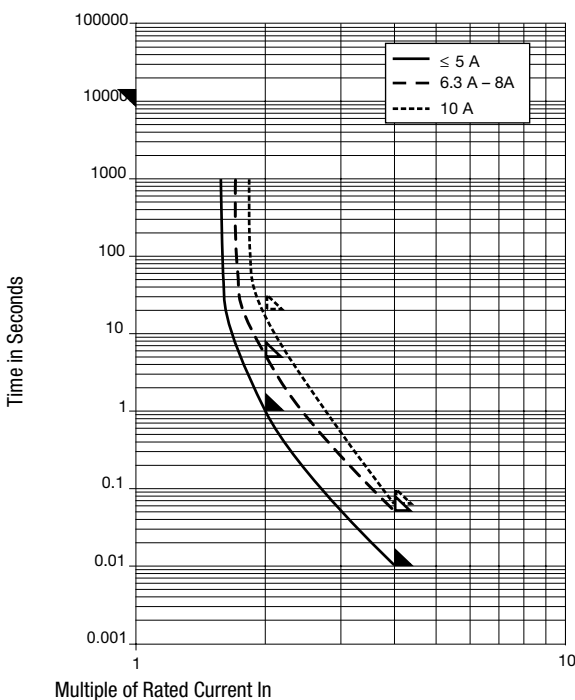
Soldering pads

Pre-Arcing Time

Rated Current I_n 1.0 x I_n min. 2.0 x I_n max. 4.0 x I_n max.

0.063 A - 5 A	4 h	1 s	10 ms
---------------	-----	-----	-------

Time-Current-Curves



All Variants

Fuse	Holder	Rated Current [A]	Rated Voltage [VAC]	Rated Voltage [VDC]	Breaking Capacity	Voltage Drop 1.0 I _n typ. [mV]	Power Dissipation 1.0 I _n typ. [mW]	Melting I ² t 4.0 In typ. [A ² s]	Order Number
●	●	0.063	63	63	1)	2550	160	0.00011	3422.0003.11
●	●	0.063	63	63	1)	2550	160	0.00011	3422.0003.23
●	●	0.1	63	63	1)	1770	180	0.00067	3422.0004.11
●	●	0.1	63	63	1)	1770	180	0.00067	3422.0004.23
●	●	0.125	63	63	1)	1770	220	0.0011	3422.0049.11
●	●	0.16	63	63	1)	1700	270	0.0018	3422.0005.11
●	●	0.16	63	63	1)	1700	270	0.0018	3422.0005.23
●	●	0.25	63	63	1)	990	250	0.0058	3422.0006.11
●	●	0.25	63	63	1)	990	250	0.0058	3422.0006.23
●	●	0.35	63	63	1)	990	350	0.0076	3422.0043.11
●	●	0.35	63	63	1)	990	350	0.0076	3422.0043.23
●	●	0.375	63	63	1)	990	370	0.013	3422.0044.11
●	●	0.375	63	63	1)	990	370	0.013	3422.0044.23
●	●	0.4	63	63	1)	960	380	0.016	3422.0007.11
●	●	0.4	63	63	1)	960	380	0.016	3422.0007.23
●	●	0.5	63	63	1)	350	180	0.01	3422.0045.23
●	●	0.63	63	63	1)	290	180	0.02	3422.0008.11
●	●	0.63	63	63	1)	290	180	0.02	3422.0008.23
●	●	0.75	63	63	1)	260	200	0.031	3422.0046.11
●	●	0.75	63	63	1)	260	200	0.031	3422.0046.23
●	●	1	63	63	1)	220	220	0.078	3422.0009.11
●	●	1	63	63	1)	220	220	0.078	3422.0009.23
●	●	1.25	63	63	1)	220	280	0.14	3422.0010.11
●	●	1.25	63	63	1)	220	280	0.14	3422.0010.23
●	●	1.5	63	63	1)	200	300	0.24	3422.0047.11
●	●	1.5	63	63	1)	200	300	0.24	3422.0047.23
●	●	1.6	63	63	1)	200	320	0.27	3422.0011.23
●	●	2	63	63	1)	200	400	0.44	3422.0012.11
●	●	2	63	63	1)	200	400	0.44	3422.0012.23
●	●	2.5	63	63	1)	190	480	0.97	3422.0013.11
●	●	2.5	63	63	1)	190	480	0.97	3422.0013.23
●	●	3	63	63	1)	190	570	1.3	3422.0014.11
●	●	3	63	63	1)	190	570	1.3	3422.0014.23
●	●	3.15	63	63	1)	190	600	1.2	3422.0048.11
●	●	3.15	63	63	1)	190	600	1.2	3422.0048.23
●	●	3.5	63	63	1)	140	490	1.6	3422.0015.11
●	●	3.5	63	63	1)	140	490	1.6	3422.0015.23
●	●	4	63	63	1)	140	560	2.1	3422.0016.11
●	●	4	63	63	1)	140	560	2.1	3422.0016.23
●	●	5	63	63	1)	140	700	2.9	3422.0017.11
●	●	5	63	63	1)	140	700	2.9	3422.0017.23

Availability for all products can be searched real-time: <https://www.schurter.com/en/Stock-Check/Stock-Check-SCHURTER>

1) 50 A @ 63 VAC/DC

Packaging Unit .xx = .11 Plastic Bag (100 pcs.)
 .xx = .23 Blister Tape 38 cm Reel (1500 pcs.)