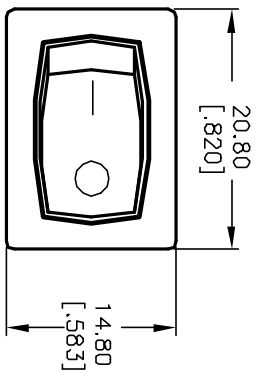
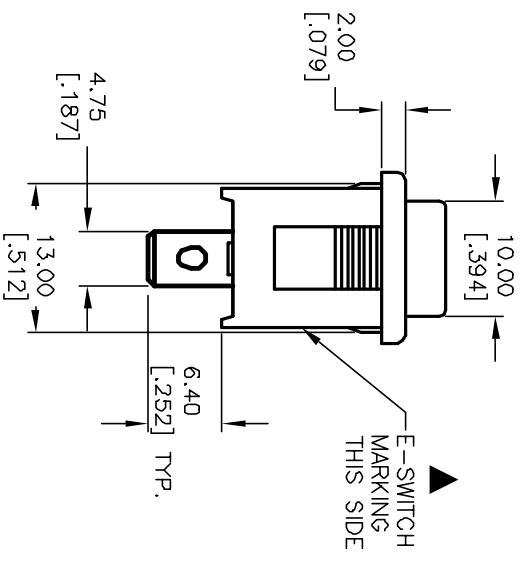
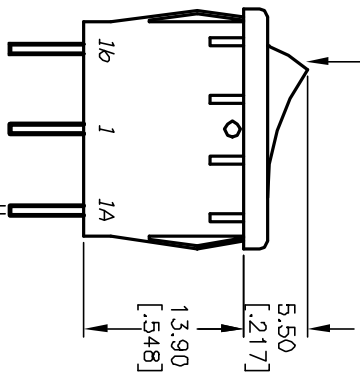


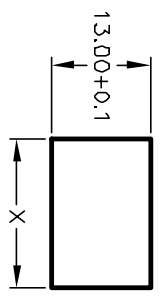
| PANEL THICKNESS       | X dimension     |
|-----------------------|-----------------|
| 0.75-1.25 [0.30-.049] | 19.2-.01 [7.56] |
| 1.25-2.0 [0.49-.079]  | 19.4-.01 [7.64] |
| 2.0-3.0 [0.79-.118]   | 19.8-.01 [7.80] |



PDS. 1

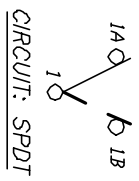


▲ E-SWITCH MARKING THIS SIDE



PANEL CUTOUT  
NOT TO SCALE

| SWITCH FUNCTION |        |        |  |
|-----------------|--------|--------|--|
| PDS. 1          | PDS. 2 | PDS. 3 |  |
| DN              | NONE   | DN     |  |
| 1a-1            | DPEN   | 1-1b   |  |



NOTES:

1. ALL DIMENSIONS IN MM [INCH]
2. GENERAL TOLERANCE: X.X=±0.4  
X.XX=±0.25
3. TERMINAL NUMBERS FOR REF ONLY
4. RATING: 15A @ 125VAC OR  
6A @ 250VAC
5. MATERIALS: TERMINALS: Silver Plated Copper Alloy  
CONTACTS: Coin Silver, Silver Plated
6. ELECTRIC LIFE: 10,000 cycles
7. CONTACT RESISTANCE: <20 Mega Ω
8. INSULATION RESISTANCE: >1000 Mega Ω
9. DIELECTRIC STRENGTH: >1500 V 1 minute  
>3000 V between poles

# E-SWITCH®

R1966C BLK BLK FF

|      |         |                          |         |      |
|------|---------|--------------------------|---------|------|
| B    | 11663   | REVISED PART DESCRIPTION | 9/18/01 | CJB  |
| REV. | ECN No. | DESCRIPTION              | DATE    | CHKD |

|                   |       |         |    |         |     |
|-------------------|-------|---------|----|---------|-----|
| TITLE             | SCALE | DATE    | DR | DWG     | REV |
| R1966C BLK BLK FF | 1.5:1 | 5/20/96 | MM | M302204 | B   |

THE INFORMATION CONTAINED IN THIS DOCUMENT IS PROPRIETARY TO E-SWITCH AND IS NOT TO BE COPIED OR TRANSFERRED