

## Printed-circuit board connector - HSCH 2,5-2U/ 8 9005 - 2201789

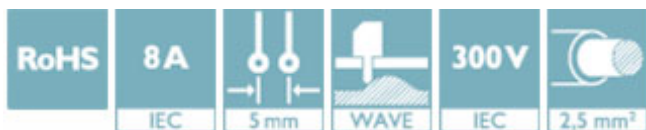
Please be informed that the data shown in this PDF Document is generated from our Online Catalog. Please find the complete data in the user's documentation. Our General Terms of Use for Downloads are valid (<http://phoenixcontact.com/download>)



PCB headers, nominal current: 8 A, rated voltage (III/2): 300 V, number of positions: 8, pitch: 5 mm, connection method: Plug / solder connection, color: black, contact surface: Tin, mounting: Soldering, Please observe the derating curve of the item

### Why buy this product

- Item is from the ME-IO product range
- Tool-free mounting
- Available in overall widths from 18.8 mm
- Inflammability class V0 according to UL 94
- Front push-in connection technology
- Can be mounted on the DIN rail
- Optional with bus connector for DIN rail mounting



### Key Commercial Data

Packing unit	50 STK
Minimum order quantity	50 STK
GTIN	
GTIN	4046356911528

### Technical data

#### Dimensions

Length [ l ]	21.9 mm
Width	12.45 mm
Pitch	5 mm
Width [ w ]	12.45 mm
Height [ h ]	16 mm
Pin spacing	5.00 mm
Length	21.9 mm

#### General

# Printed-circuit board connector - HSCH 2,5-2U/ 8 9005 - 2201789

## Technical data

### General

Insulating material group	I
Rated surge voltage (III/3)	4 kV
Rated surge voltage (III/2)	4 kV
Rated surge voltage (II/2)	4 kV
Rated voltage (III/3)	250 V
Rated voltage (III/2)	300 V
Rated voltage (II/2)	600 V
Connection in acc. with standard	EN-VDE
Nominal current $I_N$	8 A
Insulating material	PA
Flammability rating according to UL 94	V0
Color	black
Number of positions	8

### Standards and Regulations

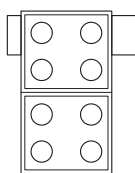
Connection in acc. with standard	EN-VDE
Flammability rating according to UL 94	V0

### Environmental Product Compliance

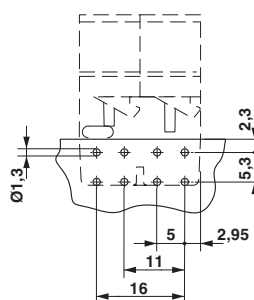
China RoHS	Environmentally friendly use period: unlimited = EFUP-e
	No hazardous substances above threshold values

## Drawings

Schematic diagram

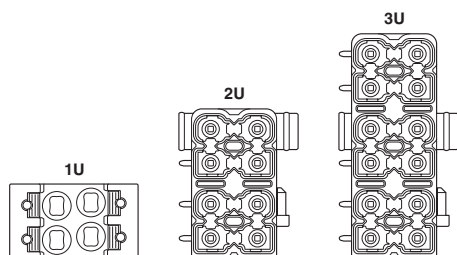


Drilling diagram

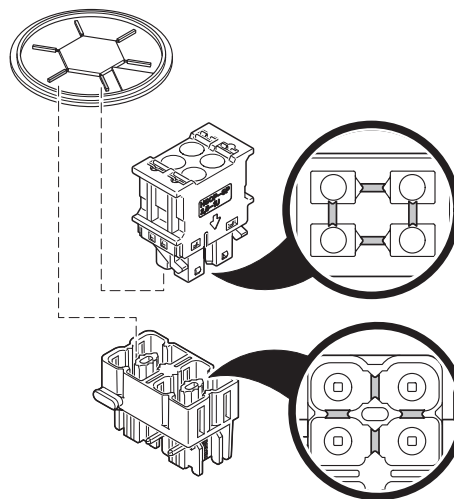


# Printed-circuit board connector - HSCH 2,5-2U/ 8 9005 - 2201789

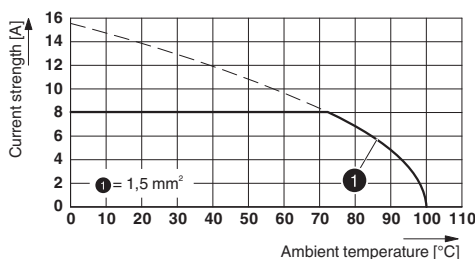
Schematic diagram



Schematic diagram



Diagram



Type: HSCP-SP 2,5... with HSCH 2,5...

## Approvals

Approvals

Approvals

cULus Recognized / EAC / VDE approval of drawings / IECCEB CB Scheme

Ex Approvals


## Approval details


cULus Recognized  <a href="http://database.ul.com/cgi-bin/XYV/template/LISEXT/1FRAME/index.htm">http://database.ul.com/cgi-bin/XYV/template/LISEXT/1FRAME/index.htm</a> E60425-20150613		
	D	B
Nominal voltage UN	300 V	150 V


## Printed-circuit board connector - HSCH 2,5-2U/ 8 9005 - 2201789

### Approvals

	D	B
Nominal current I <sub>N</sub>	8 A	8 A

EAC		B.01742
-----	---	---------

VDE approval of drawings		<a href="http://www2.vde.com/de/Institut/Online-Service/VDE-gepruefteProdukte/Seiten/Online-Suche.aspx">http://www2.vde.com/de/Institut/Online-Service/VDE-gepruefteProdukte/Seiten/Online-Suche.aspx</a>	40045764
Nominal voltage U <sub>N</sub>	630 V		
Nominal current I <sub>N</sub>	8 A		

IECEE CB Scheme		<a href="http://www.iecee.org/">http://www.iecee.org/</a>	DE1-58278
Nominal voltage U <sub>N</sub>	630 V		
Nominal current I <sub>N</sub>	8 A		

Phoenix Contact 2018 © - all rights reserved  
<http://www.phoenixcontact.com>

PHOENIX CONTACT GmbH & Co. KG  
 Flachsmarktstr. 8  
 32825 Blomberg  
 Germany  
 Tel. +49 5235 300  
 Fax +49 5235 3 41200  
<http://www.phoenixcontact.com>