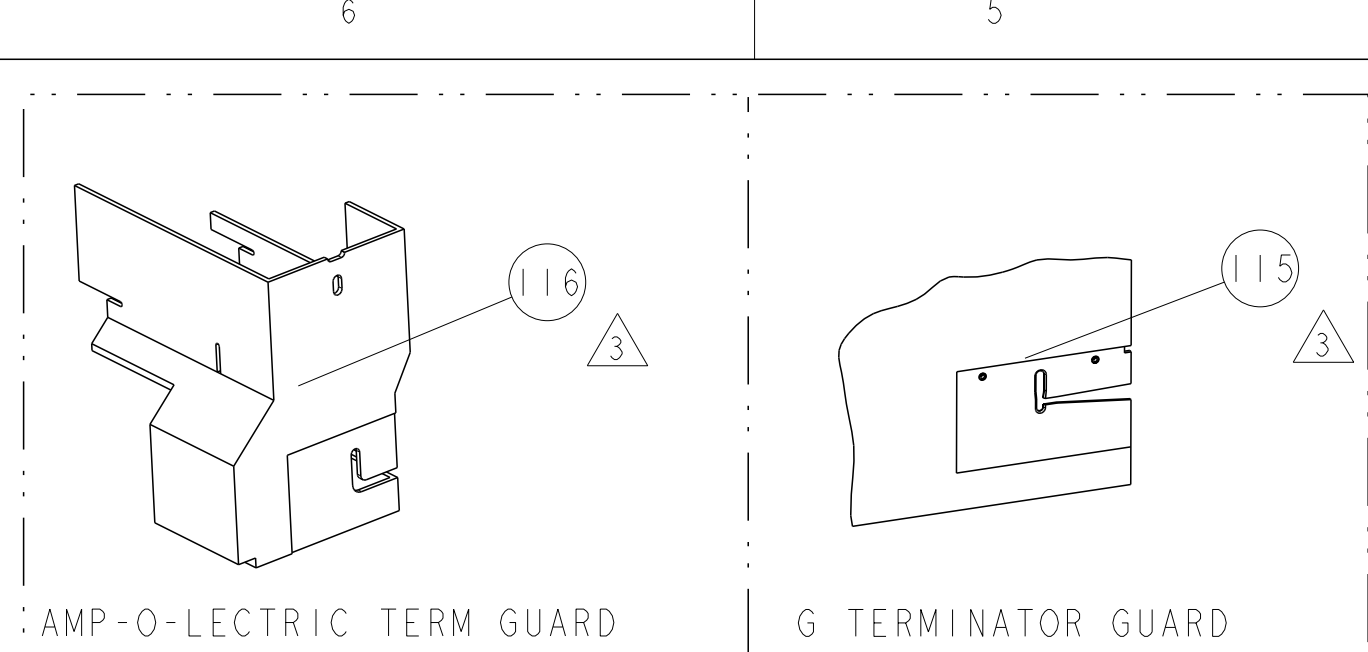


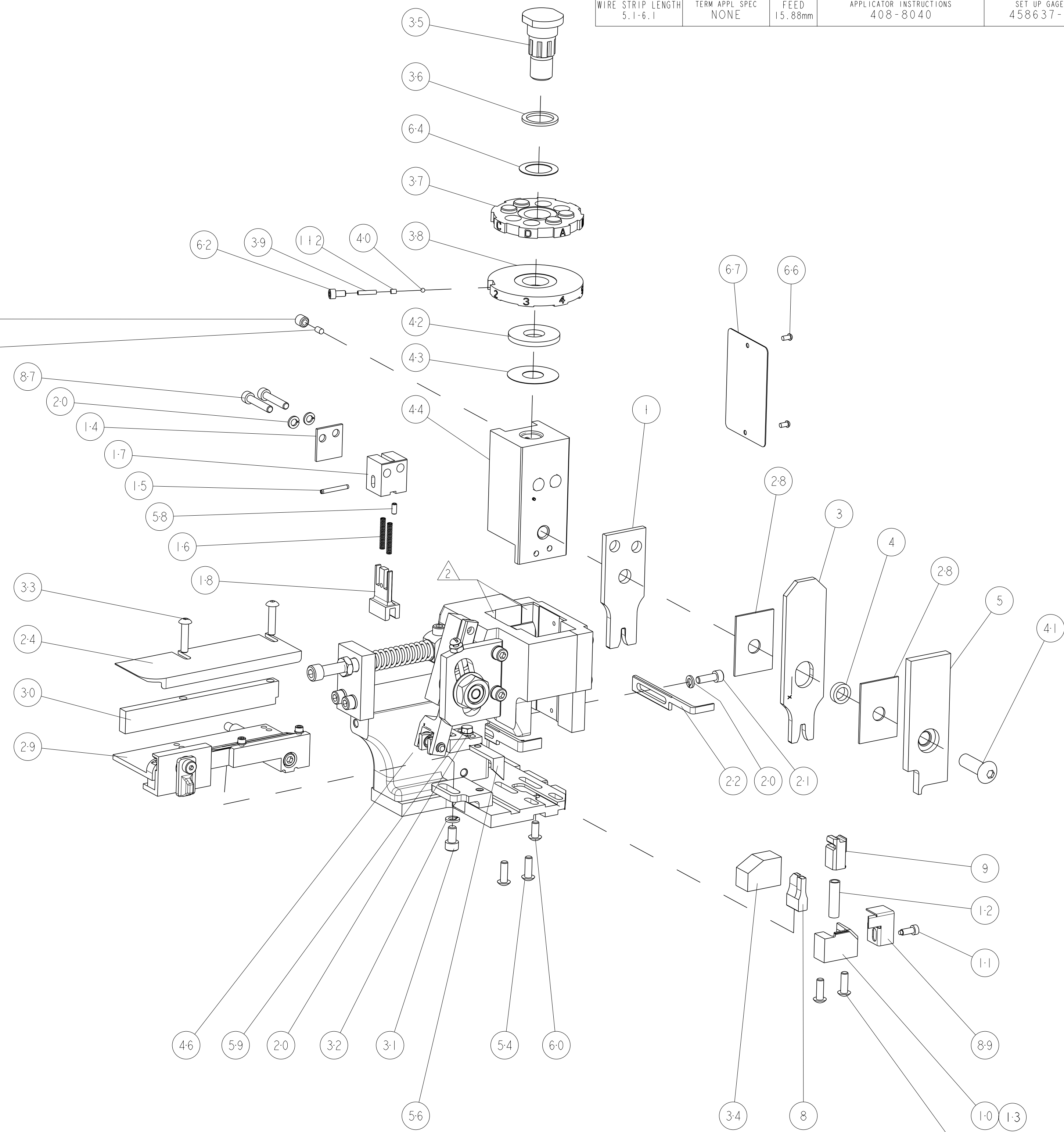
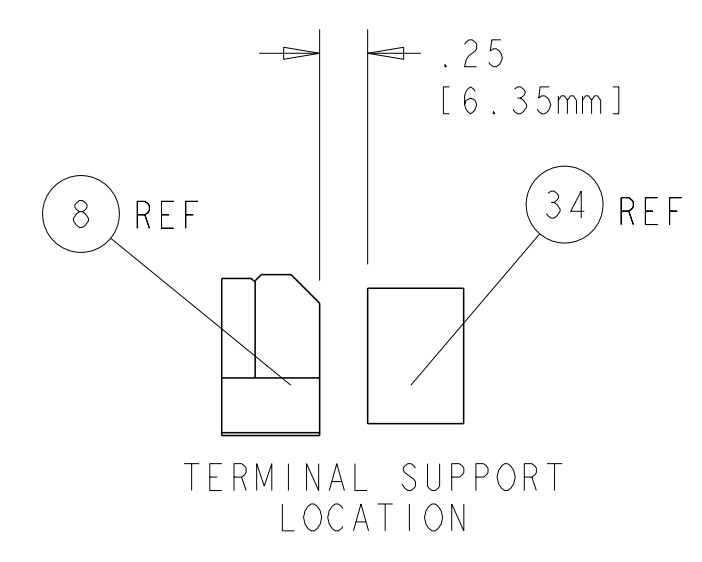
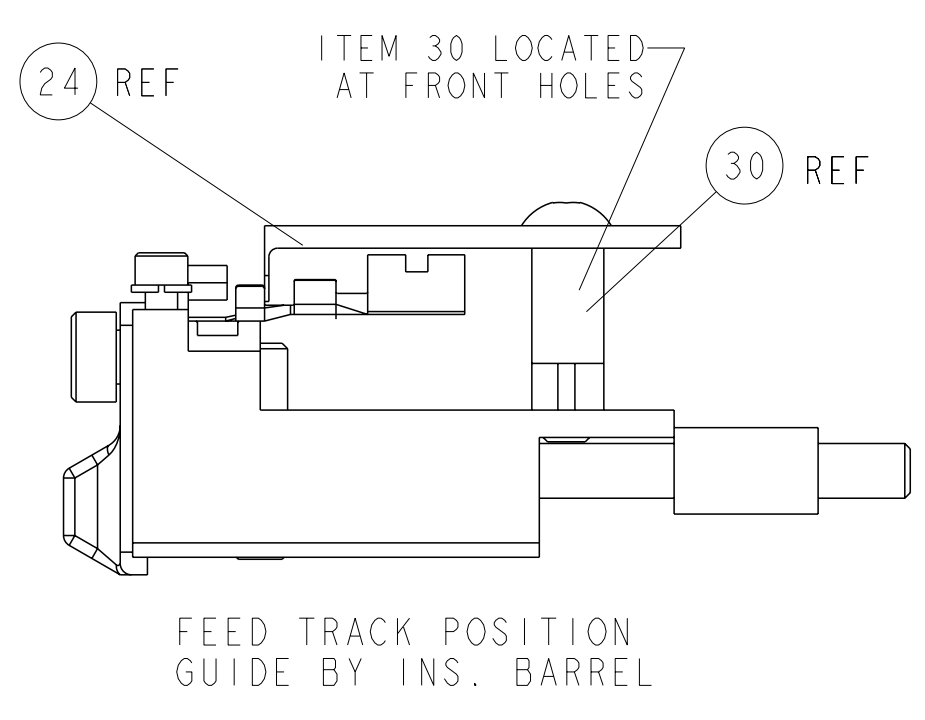
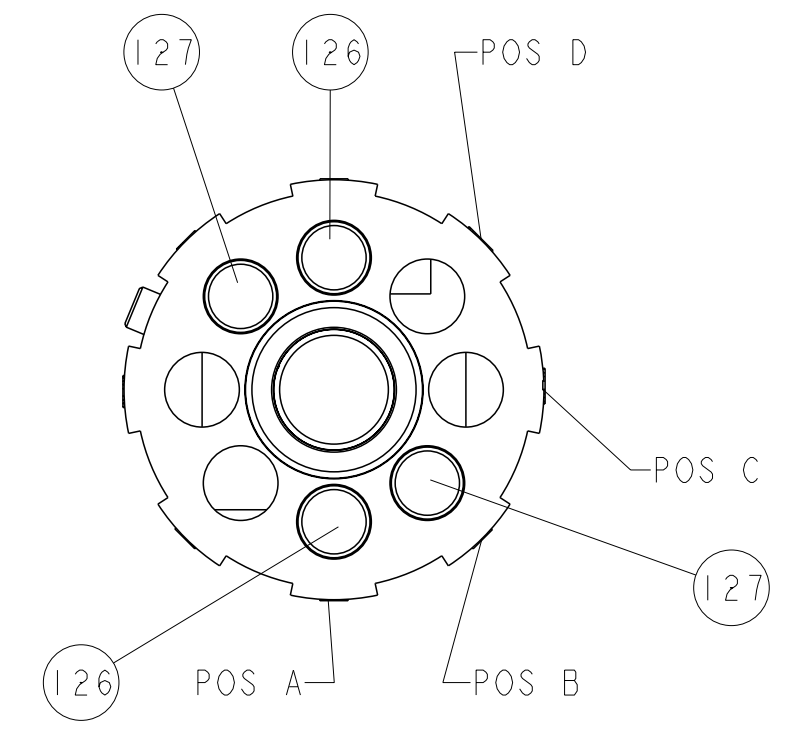
PART NUMBER	REV	FIRST USED	POWER UNIT	FEED TYPE	DESCRIPTION
1852570-1	B	122500-1	LEADMAKER	POST FEED	CUTS CARRIER
1852570-2	B	565435-5	BENCH MODEL K	PRE FEED	CUTS CARRIER
1852570-3	B	354500-1	BENCH MODEL G	PRE FEED	CUTS CARRIER
1852570-6	B	122500-1	LEADMAKER	POST FEED	CONTINUOUS CARRIER
7-1852570-7	A	-	-	-	SPARE PARTS



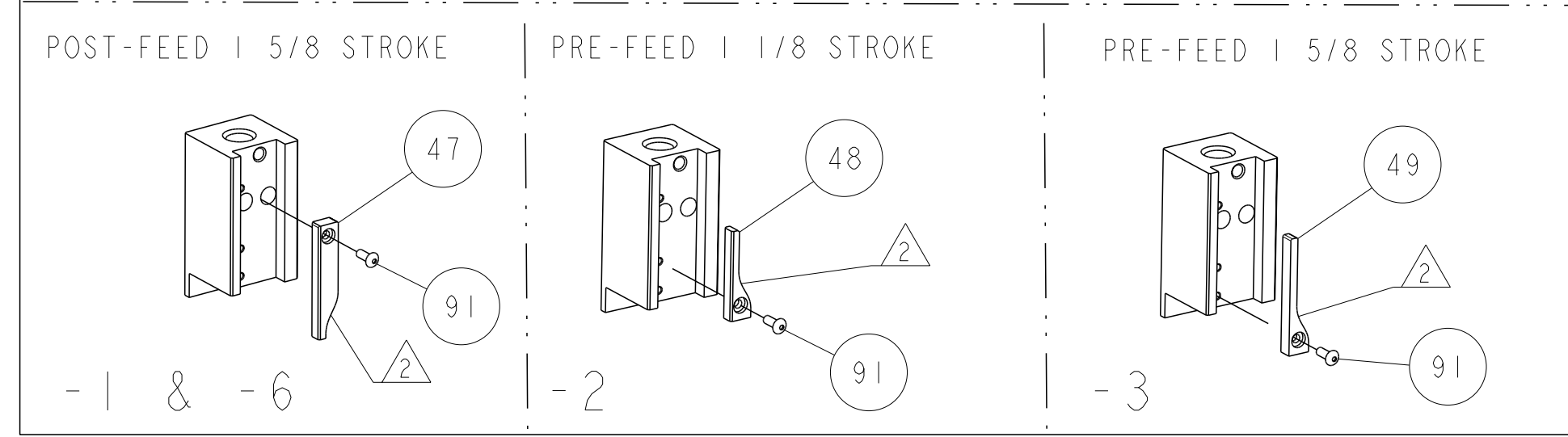
TEC PN		COMP PN	PACKARD TERMINAL-PACKARD CRIMP SPECS	
1949521-1	-	12186457	PAD LTR	CRIMP HEIGHT
-	-	-	A	1.45±0.05mm [ .057±.002 ]
-	-	-	B	1.35±0.05mm [ .053±.002 ]
-	-	-	C	-
-	-	-	D	-
-	-	-	CRIMP	SIZE
-	-	-	WIRE	2.41mm [ .095 ]
-	-	-	INSUL	3.43mm [ .135 ]
WIRE STRIP LENGTH	5.1-6.1	TERM APPL SPEC	NONE	FEED
				15.88mm
			APPLICATOR INSTRUCTIONS	408-8040
			SET UP GAGE	458637-1

LOC	DIST	REV	DESCRIPTION	DATE	BY	APPD
A	66		RELEASED	23OCT2007	BH	BH
		B	ECR-12-004583	09MAR2012	MY	TE

- ▲ RECOMMENDED SPARE PARTS
- ▲ GREASE LIGHTLY
- ▲ GUARD MUST BE IN PLACE WHEN OPERATING APPLICATOR IN A BENCH MACHINE



-	2	2	2	2	-	3-354779-2	PIN, WIRE DISC, .3150	127
-	2	2	2	2	-	2-354779-0	PIN, WIRE DISC, .3090	126
-	-	-	REF	-	..	455749-1	GUARD WINDOW	116
-	-	-	REF	-	..	679532-1	INSERT, GUARD	115
-	1	1	1	1	-	690603-1	SPRING ASSIST AMP-O-MATOR APPLICATOR	112
-	1	1	1	1	-	1-21002-7	SCR, BTN SKT HD CAP 6-32 X .375	91
-	1	1	1	1	-	318563-1	GUARD, FRONT CHIP	89
-	2	2	2	2	-	3-21000-0	SCR, SKT HD CAP 8-32 X .875	87
-	1	1	1	1	-	4088040	SF APPL INST 408-8040	72
-	1	1	1	1	-	217238-1	GENERAL INSTRUCTION PKG	71
-	1	1	1	1	-	461264-1	PLATE, IDENTIFICATION	67
-	2	2	2	2	-	21017-2	SCREW, DRIVE	66
-	1	1	1	1	-	986950-1	WASHER, FLAT PRECISION	64
-	1	1	1	1	-	21009-2	SCR, SET, SELF LOCKING 1/4-20 X .250	63
-	1	1	1	1	-	23030-1	SCR, SKT HD CAP 6-32 x .25	62
-	1	1	1	1	-	22733-8	SCR, BHSC, SELF-LOCKING, 8-32 X .375	60
-	1	1	1	1	-	2-22603-0	SCR, HEX HD CAP 8-32 X .312	59
-	1	1	1	1	-	2-21008-1	SCR, SET, SELF LOCKING 1/4-20 X .250	58
-	1	1	1	1	-	458537-2	PAWL, FEED	56
-	4	4	4	4	-	2-21002-2	SCR, BTN SKT HD CAP 8-32 X .500	54
-	-	-	-	-	..	690602-6	CAM, PRE FEED, 1 5/8	49
-	-	-	-	-	..	690602-5	CAM, PRE FEED, 1 1/8	48
-	1	1	1	1	-	690501-4	CAM, POST-FEED 1 5/8	47
-	1	1	1	1	-	459456-1	APPL. BASIC SUB ASSY (SIDE WISE MOCA)	46
-	1	1	1	1	-	690191-1	PLUG, NYLON	45
-	1	1	1	1	-	455673-1	RAM, SIDE FEED	44
-	1	1	1	1	-	690125-1	SHIM SUB-ASSY	43
-	1	1	1	1	-	690124-1	WASHER, RAM (.115)	42
-	1	1	1	1	-	7-21002-9	SCR, BTN SKT HD CAP 5/16-24 X 1.00	41
-	1	1	1	1	-	23241-6	BALL, STEEL	40
-	1	1	1	1	-	690170-1	SPRING, COMPRESSION	39
-	1	1	1	1	-	690142-1	DISC, INSULATION	38
-	1	1	1	1	-	354777-1	WIRE DISC, ASSEMBLY	37
-	1	1	1	1	-	22480-5	SPRING, COMPRESSION	36
-	1	1	1	1	-	690212-1	POST, RAM	35
-	1	1	1	1	-	1-690786-8	TERMINAL SUPPORT	34
-	2	2	2	2	-	2-21002-4	SCR, BTN SKT HD CAP 8-32 X .750	33
-	1	1	1	1	-	21024-5	WASHER, SPRG LOCK, REG NO 10	32
-	1	1	1	1	-	3-21000-4	SCR, SKT HD CAP 10-32 X .375	31
-	1	1	1	1	-	1320908-3	SPACER, STRIP GUIDE	30
-	1	1	1	1	-	1633091-1	ASSEMBLY, STRIP GUIDE	29
-	1	1	1	1	-	1-455888-0	SPACER, CRIMPER	28
-	1	1	1	1	-	1320928-6	PLATE, STRIP GUIDE	24
-	1	-	-	-	-	690472-6	STRIPPER	22
-	1	1	1	1	-	2-21000-7	SCR, SKT HD CAP 8-32 X .500	21
-	4	4	4	4	-	21024-4	WASHER, SPRG LOCK, REG NO 8	20
-	-	-	-	-	-	690472-5	STRIPPER	19
-	1	1	1	1	-	8-1338389-8	HOLD DOWN, TERMINAL	18
-	1	1	1	1	-	455052-1	CARRIER, HOLD DOWN	17
-	2	2	2	2	-	1-22278-9	SPRING, COMPRESSION	16
-	1	1	1	1	-	4-21028-0	PIN, SLOTTED SPRING .094 X .750	15
-	-	-	-	-	-	455053-1	PLATE, RETAINING	14
-	1	1	1	1	-	679625-1	SHEAR HOLDER, FRONT (NO CUT)	13
-	1	1	1	1	-	3-22280-3	SPRING, COMPRESSION	12
-	1	1	1	1	-	690461-1	STOP, SHEAR	11
-	-	-	-	-	-	690459-1	SHEAR HOLDER, FRONT	10
-	1	1	1	1	-	454276-1	FLOATING SHEAR, FRONT	9
-	1	1	1	1	-	4-1633535-5	ANVIL, COMBINATION	8
-	-	-	-	-	..	-	-	7
-	-	-	-	-	..	-	-	6
-	1	1	1	1	-	1-455889-4	DEPRESSOR, SHEAR	5
-	1	1	1	1	-	3-238011-1	BLOCK, CRIMPER SPACER	4
-	1	1	1	1	-	7-683453-6	CRIMPER, INSULATION PREMIUM	3
-	1	1	1	1	-	1-455888-0	SPACER, CRIMPER	2
-	1	1	1	1	-	7-1490019-5	CRIMPER, WIRE PREMIUM	1



INCHES	TOLERANCES UNLESS OTHERWISE SPECIFIED:	FINISH	WEIGHT	SCALE	SHEET	OF	REV
9 PLC	±			3:5	1	1	B
1 PLC	±0.1						
2 PLC	±0.01						
3 PLC	±0.001						
4 PLC	±0.0001						
ANGLES	±						