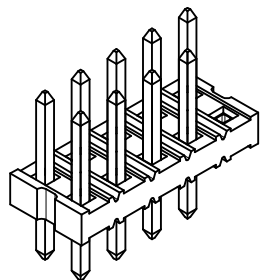
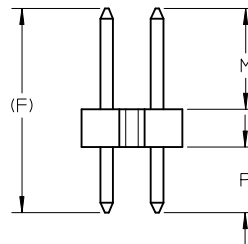
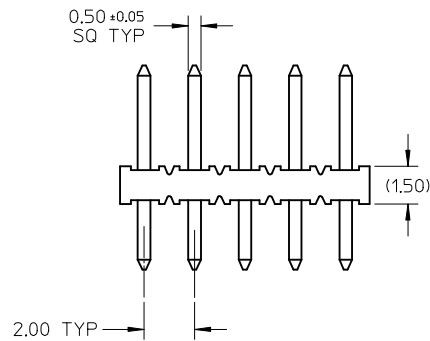


PCB LAYOUT: COMPONENT SIDE



NOTES:

1. MATERIAL:
HSG: NYLON, GLASS-FILLED, UL94V-0 COLOR: BLACK
PIN: 0.50MM SQ, COPPER ALLOY
2. PLATING TYPE:
 - (1) GOLD FLASH OVER
1.25µm MIN. NICKEL OVERALL.
 - (2) GOLD FLASH ON CONTACT AND
2.50µm MIN. TIN ON SOLDER TAIL OVER
1.25µm MIN. NICKEL OVERALL.
 - (3) 0.38µm MIN. GOLD PLATE ON CONTACT AND
2.00µm MIN. TIN ON SOLDER TAIL OVER
1.25µm MIN. NICKEL OVERALL.
 - (4) 0.75µm MIN. GOLD PLATE ON CONTACT AND
2.00µm MIN. TIN ON SOLDER TAIL OVER
1.25µm MIN. NICKEL OVERALL.
 - (5) 2.50µm MIN. TIN OVERALL
1.25µm MIN. NICKEL OVERALL
3. PRODUCT SPECIFICATION: PS-87761-100
4. PACKAGING TYPE: SEE TABLE
5. WAFER TO BE FLAT WITHIN 0.003 mm/mm
6. IRREGULAR CIRCUIT CUTOFF WITHIN BREAKAWAY SECTION IS PERMISSIBLE. CUTTING OR CHIPPING OF THE MAIN BODY IS NOT ACCEPTABLE
7. RECOMMENDED PCB THICKNESS IS 1.60mm±0.10
8. THE ABOVE CKT 10 (WITH VOID PIN) IS FOR ILLUSTRATION PURPOSE ONLY
9. PACKAGING SPECIFICATION:
TRAY: PK-89990-487

REMOVE 87758-1013 EC NO: S2012-0762 DRWN:SKANG 2012/04/11 CHKD:ATSEE 2012/07/12 APPR:MLONG 2012/07/25	QUALITY SYMBOLS ▽=0 ◻=0	GENERAL TOLERANCES (UNLESS SPECIFIED)		DIMENSION STYLE MM ONLY		SCALE NTS	DESIGN UNITS METRIC	THIRD ANGLE PROJECTION		
		mm	INCH	DRAWN BY	DATE	TITLE				
		4 PLACES ± ---	± ---	SKLIM01	2005/10/05	CUSTOM HEADER				
		3 PLACES ± ---	± ---	CHECKED BY	DATE	2MM DUAL ROW SINGLE				
2 PLACES ± 0.2	± ---	BHLOW	2005/10/18	WAFER, VERTICAL T/H HDR						
1 PLACE ± ---	± ---	APPROVED BY	DATE	MOLEX INCORPORATED						
ANGULAR ± 3 °		PTLIM	2005/10/18	MATERIAL NO. DOCUMENT NO. SHEET NO.						
DRAFT WHERE APPLICABLE MUST REMAIN WITHIN DIMENSIONS		SEE TABLE		SD-87758-108 1 OF 2						
		SIZE	THIS DRAWING CONTAINS INFORMATION THAT IS PROPRIETARY TO MOLEX INCORPORATED AND SHOULD NOT BE USED WITHOUT WRITTEN PERMISSION							
		A3								

CKT SIZE	DIMENSION	
	A	B
04	4.00	2.00
06	6.00	4.00
08	8.00	6.00
10	10.00	8.00
12	12.00	10.00
14	14.00	12.00
16	16.00	14.00
18	18.00	16.00
20	20.00	18.00
22	22.00	20.00
24	24.00	22.00
26	26.00	24.00
28	28.00	26.00
30	30.00	28.00
32	32.00	30.00
34	34.00	32.00
36	36.00	34.00
38	38.00	36.00
40	40.00	38.00
42	42.00	40.00
44	44.00	42.00
46	46.00	44.00
48	48.00	46.00
50	50.00	48.00

PART NO. IN TRAY	CKT SIZE	PEG	PLATE OPT.	VOID PIN POSITION	DIMENSION		F
					MATING END	SOLDER TAIL	
					M	P	
87758-0647	06	N	3	-	6.85	3.10	11.45
87758-1007	10	N	3	10	4.00	2.60	8.10
87758-1008	10	N	4	10	4.00	3.20	8.70
87758-1012	10	N	3	-	7.65	2.60	11.75
87758-0014	14	N	3	-	5.50	1.40	8.40
87758-0016	16	N	5	-	6.30	2.50	10.30
87758-0017	16	N	5	-	6.60	2.60	10.70
87758-4000	40	N	3	-	7.90	3.40	12.80
87758-4471	44	N	4	19	4.00	2.60	8.10
87758-4477	44	N	3	20	4.00	2.60	8.10
87758-0050	50	N	3	-	13.00	4.20	18.70

REMOVE 87758-1013 EC NO: S2012-0762 DRWN:SKANG 2012/04/11 CHKD:ATSEE 2012/07/12 APPR:MLONG 2012/07/25	DESCRIPTION REV	=0 =0	GENERAL TOLERANCES (UNLESS SPECIFIED)		DIMENSION STYLE MM ONLY		SCALE NTS	DESIGN UNITS METRIC	THIRD ANGLE PROJECTION																									
		<table border="1"> <tr><th></th><th>mm</th><th>INCH</th></tr> <tr><td>4 PLACES</td><td>± ---</td><td>± ---</td></tr> <tr><td>3 PLACES</td><td>± ---</td><td>± ---</td></tr> <tr><td>2 PLACES</td><td>± 0.2</td><td>± ---</td></tr> <tr><td>1 PLACE</td><td>± ---</td><td>± ---</td></tr> </table>			mm	INCH	4 PLACES	± ---	± ---	3 PLACES	± ---	± ---	2 PLACES	± 0.2	± ---	1 PLACE	± ---	± ---	<table border="1"> <tr><th>DRAWN BY</th><th>DATE</th></tr> <tr><td>SKLIM01</td><td>2005/10/05</td></tr> <tr><th>CHECKED BY</th><th>DATE</th></tr> <tr><td>BHLOW</td><td>2005/10/18</td></tr> <tr><th>APPROVED BY</th><th>DATE</th></tr> <tr><td>PTLIM</td><td>2005/10/18</td></tr> </table>		DRAWN BY	DATE	SKLIM01	2005/10/05	CHECKED BY	DATE	BHLOW	2005/10/18	APPROVED BY	DATE	PTLIM	2005/10/18	TITLE CUSTOM HEADER 2MM DUAL ROW SINGLE WAFER, VERTICAL T/H HDR	
			mm	INCH																														
		4 PLACES	± ---	± ---																														
3 PLACES	± ---	± ---																																
2 PLACES	± 0.2	± ---																																
1 PLACE	± ---	± ---																																
DRAWN BY	DATE																																	
SKLIM01	2005/10/05																																	
CHECKED BY	DATE																																	
BHLOW	2005/10/18																																	
APPROVED BY	DATE																																	
PTLIM	2005/10/18																																	
DRAFT WHERE APPLICABLE MUST REMAIN WITHIN DIMENSIONS		MATERIAL NO. SEE TABLE		DOCUMENT NO. SD-87758-108		SHEET NO. 2 OF 2																												
		SIZE A3		THIS DRAWING CONTAINS INFORMATION THAT IS PROPRIETARY TO MOLEX INCORPORATED AND SHOULD NOT BE USED WITHOUT WRITTEN PERMISSION																														