DRAWING MADE IN THIRD ANGLE PROJECTION

<US161B>DEPTPROJB>U.1618>U.FTB

PART NUMBER	REV	FIRST USED
680310-2	A	565435-5
680310-3	A	122500-1

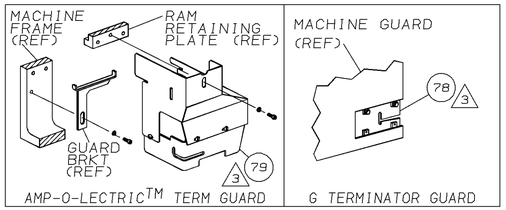

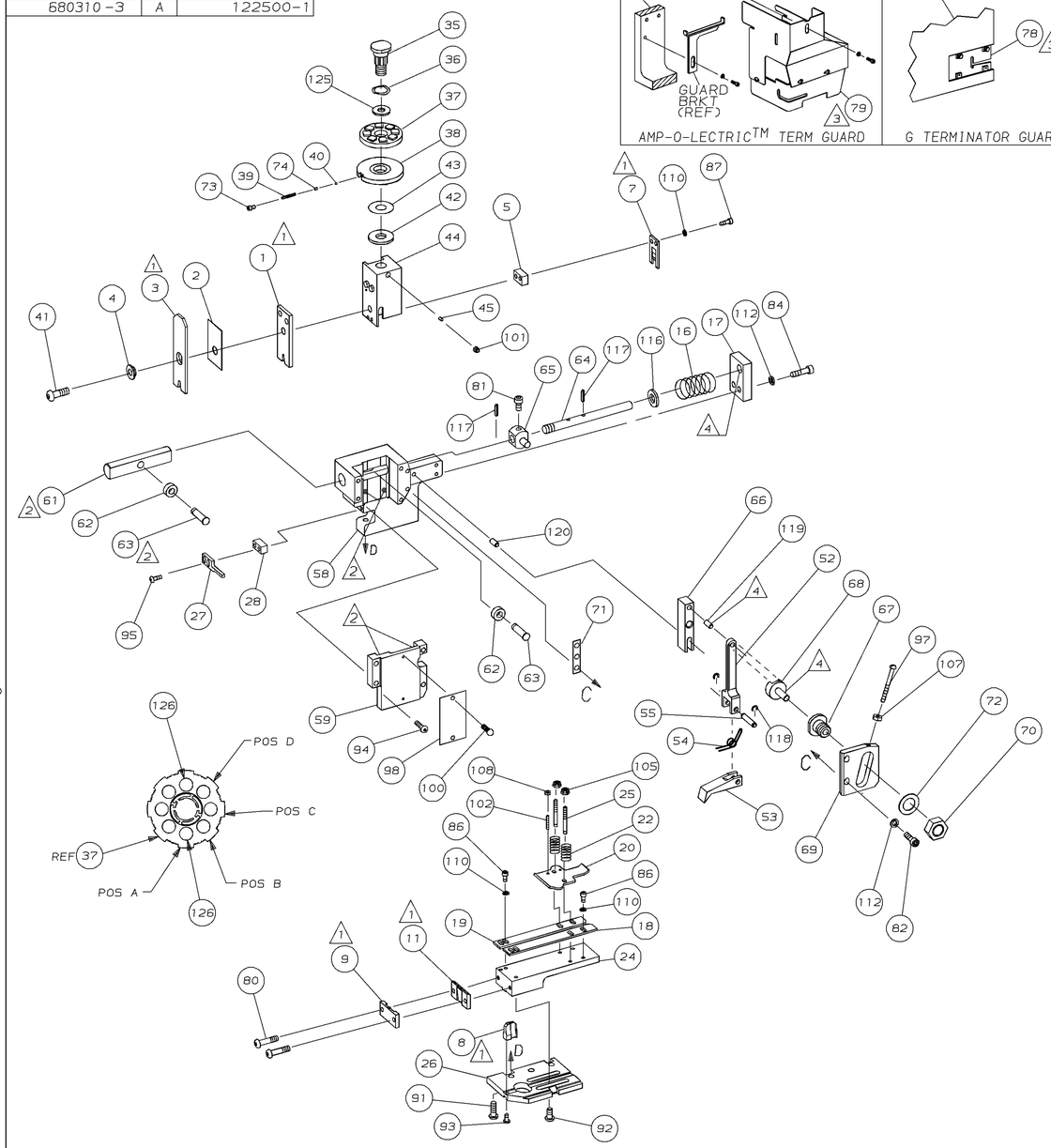

TERMINAL NAME: RING

61652	
61653	

CRIMPING DATA

PAD LTR	CRIMP HEIGHT	WIRE SIZE
A	.022 ±.002 [0.56 ±0.05mm]	ø.003-ø.006
B	NOT	USED
C	NOT	USED
D	NOT	USED

CRIMP	SIZE	TYPE	RANGE
WIRE	.042 [1.07mm]	F	ø.003-ø.006
INSUL	.090 [2.29mm]	F	-

WIRE STRIP LENGTH	TERM APPL SPEC	FEED	APPL INSTRUCTION	SET UP GAGE	LAYOUT
–	NONE	.437	408-8039	458638-1	L379

							129
							128
							127
2	2	–	C	8-354779-2	PIN, WIRE DISC (.3400) A		126
1	1	–	A	986950-1	WASHER, FLAT PRECISION		125
1	1	–	A	217238-1	GENERAL INSTRUCTION PACKAGE		124
1	1	–	–	4088039	EF APPL INST 408-8039		123
							122
							121
REF	REF	–	A	1-21030-7	PIN, DOWEL (ø.187x1.50) HSG		120
REF	REF	–	A	1-21030-1	PIN, DOWEL (ø.187x.50) LEVER		119
REF	REF	–	A	21045-3	RING, RET "C" (ø.187) FD PIN		118
REF	REF	–	A	5-21028-1	PIN, STD SPRING (ø.12) FD ADJ ROD		117
REF	REF	–	A	21899-4	WASHER, FLAT (ø5/16) SCR ADJ		116
							115
							114
							113
REF	REF	–	A	21024-5	WASHER, LOCK (NO.10) FD ROD GDE		112
							111
6	6	–	A	21024-4	WASHER, LOCK (NO.8) SHEAR BL		110
							109
2	2	–	A	21018-4	NUT, HEX (4-40) DRAG		108
REF	REF	–	A	21018-5	NUT, HEX (6-32) FD ADJ PL		107
							106
2	2	–	A	21022-2	NUT, HEX SL (8-32) DRAG STUD		105
							104
							103
2	2	–	A	2-21006-6	SCR, SKT SET (4-40x.62) DRAG		102
1	1	–	A	21009-2	SCR, SKT SET (1/4-20x.25) RAM		101
2	2	–	A	21017-2	SCR, DRIVE (#2x.19) ID PLATE		100
1	1	–	A	1-21002-7	SCR, BHC (6-32x.38) CAM		99
1	1	–	B	461264-1	PLATE, IDENTIFICATION		98
REF	REF	–	A	6-23715-5	SCR, PAN HD (6-32x1.50) FEED ADJ		97
							96
2	2	–	A	2-21002-2	SCR, BHC (8-32x.50) STRIPPER		95
REF	REF	–	A	2-21002-9	SCR, BHC (10-32x.75) HSG CAP		94
1	1	–	A	22733-8	SCR, BHC (8-32x.38 LW) ANVIL		93
4	4	–	A	3-21002-3	SCR, BHC (1/4-20x.50) ST GD PL		92
REF	REF	–	A	2-22733-8	SCR, BHC (1/4-20x.62) BASE PL		91
							90
							89
							88
2	2	–	A	2-21000-5	SCR, SHC (8-32x.25) SLUG BLADE		87
4	4	–	A	7-21000-4	SCR, SHC (8-32x.31) STRIP GUIDE		86
							85
REF	REF	–	A	3-21000-7	SCR, SHC (10-32x.75) FEED ROD GDE		84
							83
REF	REF	–	A	3-21000-6	SCR, SHC (10-32x.62) FEED ADJ PL		82
REF	REF	–	A	3-21000-4	SCR, SHC (10-32x.38) PIVOT BLOCK		81
2	2	–	A	3-21002-0	SCR, BHC (10-32x.88) SHEAR PL		80
–	REF	–	A	455745-1	GUARD, WINDOW	3	79
REF	–	–	A	679532-1	INSERT, GUARD	3	78
							77
							76
							75
1	1	–	A	690603-1	SPRING, ASSIST		74
1	1	–	A	23030-1	SCR, SKT CAP (6-32x.25) CP DSC		73
REF	REF	–	A	458109-1	WASHER, FLAT (SPECIAL)		72
REF	REF	–	A	690517-1	SPACER		71
–3	–2	U/M	DWG SIZE	PART NO	DESCRIPTION		ITEM NO

QTY REQD PER ASSY — PARTS LIST

–2	BENCH MODEL K			MECH PRE FEED			
–3	BENCH MODEL G			MECH PRE FEED			
REF	REF	–	A	22594-8	NUT, HEX		70
REF	REF	–	B	240628-1	PLATE, ADJ		69
REF	REF	–	B	240626-1	SHAFT, PIVOT		68
REF	REF	–	B	240633-1	BUSHING		67
REF	REF	–	A	455680-1	LEVER, INTERMEDIATE		66
REF	REF	–	B	240629-1	BLOCK, PIVOT		65
REF	REF	–	A	240632-2	SCR, ADJ		64
REF	REF	–	B	240659-3	PIN, CAM ROLLER		63
REF	REF	–	B	240658-1	CAM, ROLLER		62
REF	REF	–	B	454398-1	ROD, FEED		61
							60
REF	REF	–	C	454220-1	CAP, RAM		59
REF	REF	–	D	453736-1	HOUSING		58
							57
							56
REF	REF	–	B	240624-1	PIN, FEED FINGER		55
REF	REF	–	B	691499-1	SPRING, FEED FINGER		54
REF	REF	–	B	240635-1	FINGER, FEED		53
REF	REF	–	B	240634-1	LEVER, TERMINAL		52
							51
							50
1	–	–	B	690602-6	CAM, PRE-FEED 1 5/8 ST		49
–	1	–	B	690602-5	CAM, PRE-FEED 1 1/8 ST		48
							47
							46
1	1	–	A	690191-1	PLUG, NYLON		45
1	1	–	C	455674-2	RAM		44
1	1	–	A	690125-1	WASHER, LAMINATED		43
1	1	–	A	690124-1	WASHER, RAM		42
1	1	–	A	7-21002-9	BOLT, CRIMPER (5/16-24x1.00)		41
1	1	–	A	23241-6	BALL, STEEL		40
1	1	–	A	690170-1	SPRING, COMPRESSION		39
1	1	–	C	690142-1	DISC, INSULATION		38
1	1	–	D	354777-1	WIRE DISC, PLASTIC		37
1	1	–	A	22480-5	WASHER, SPRING		36
1	1	–	B	690212-1	POST, RAM		35
							34
							33
1	1	–	D	458980-1	APPLICATOR, BASIC (SUB ASSY)		32
							31
							30
							29
1	1	–	B	3-690451-2	SPACER, STRIPPER		28
1	1	–	A	240639-1	STRIPPER		27
REF	REF	–	C	455676-1	PLATE, BASE		26
2	2	–	A	22354-8	DRAG, STUD		25
1	1	–	B	455678-1	PLATE, STRIP GUIDE		24
							23
2	2	–	A	4-22281-1	SPRING, DRAG		22
							21
1	1	–	A	454177-1	DRAG, STOCK		20
1	1	–	B	458030-8	GUIDE, STRIP (REAR)		19
1	1	–	C	458031-8	GUIDE, STRIP (FRONT)		18
REF	REF	–	A	454178-1	GUIDE, FEED ROD		17
REF	REF	–	A	4-22284-9	SPRING, FEED RETURN		16
							15
							14
							13
							12
1	1	–	B	240644-1	PLATE, REAR SHEAR		11
							10
1	1	–	B	453061-1	PLATE, FRONT SHEAR		9
1	1	–	D	356038-8	ANVIL		8
1	1	–	B	453060-1	BLADE, SLUG		7
							6
1	1	–	C	5-240641-8	SPACER, SLUG BLADE		5
1	1	–	B	238009-1	SPACER, BLOCK CRIMPER		4
1	1	–	C	3-456134-9	CRIMPER, INSULATION		3
1	1	–	B	455888-1	SPACER, CRIMPER		2
1	1	–	C	1-456401-0	CRIMPER, WIRE		1
–3	–2	U/M	DWG SIZE	PART NO	DESCRIPTION		ITEM NO

REVISION OF EACH ASSY NO (WHEN BLANK, USE DWG REVISION)

QTY REQD PER ASSY — PARTS LIST

PRE-FEED 1 1/8 STROKE

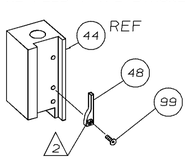

K TERMINATOR BENCH MACHINE

PRE-FEED 1 5/8 STROKE

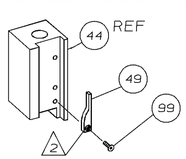

G TERMINATOR BENCH MACHINE

LOC A
DIST 66

1. RECOMMENDED SPARE PARTS.
2. GREASE LIGHTLY.
3. GUARD MUST BE IN PLACE WHEN OPERATING APPLICATOR IN A BENCH MACHINE.
4. LUBRICATE DAILY USING NO. 20 MACHINE OIL.
5. ITEMS WITH QTY OF REF SPECIFIED (EXCEPT ITEMS 78 AND 79) ARE USED ON ITEM 32.
6. DO NOT RUN THIS APPLICATOR IN A LEADMAKER.

P	F	LTR	REVISION RECORD	APP	DATE
		A	REVISED & RELEASED	CE	6-96

DIMENSIONS IN INCHES.
DO NOT SCALE PRINT.
TOLERANCES UNLESS OTHERWISE SPECIFIED:
2 PLC DEC ±-
3 PLC DEC ±-
4 PLC DEC ±-
ANGLES ± -
SURF TEXTURE, √
REMOVE BURRS, BREAK SHARP EDGES R.015 MAX

MATL – –	HT TR – –	FIN – –	
DR R.O.WILSON 5-2-96	APP 5-3-96 T ELBIN	AMP Incorporated Harrisburg, PA 17105-3608	
CHK 5-3-96 C REISMAN	REL 6/26/96 B. MORGAN		
NAME END FEED HDM APPLICATOR		MACHINE REF MINI APPL	
SCALE –	D DWG NO 680310	SHEET 1 OF 1	REV A

THIS DRAWING IS A CONTROLLED DOCUMENT FOR AMP INCORPORATED. IT IS SUBJECT TO CHANGE AND THE CONTROLLING ENGINEERING ORGANIZATION SHOULD BE CONTACTED FOR THE LATEST REVISION.

THIS INFORMATION IS CONFIDENTIAL AND IS DISCLOSED TO YOU ON CONDITION THAT NO FURTHER DISCLOSURE IS MADE BY YOU TO OTHER THAN AMP PERSONNEL WITHOUT WRITTEN AUTHORIZATION FROM AMP INCORPORATED, HARRISBURG, PA.