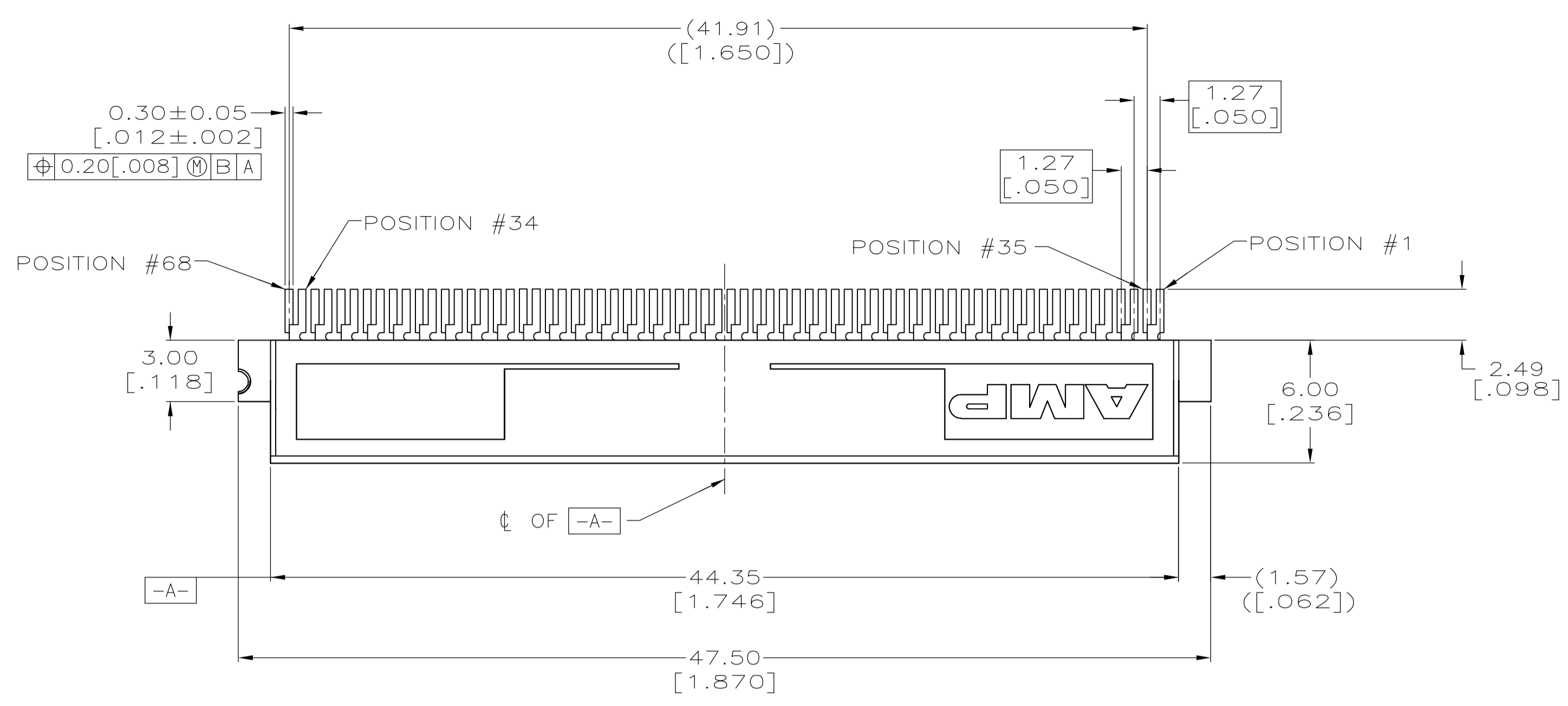
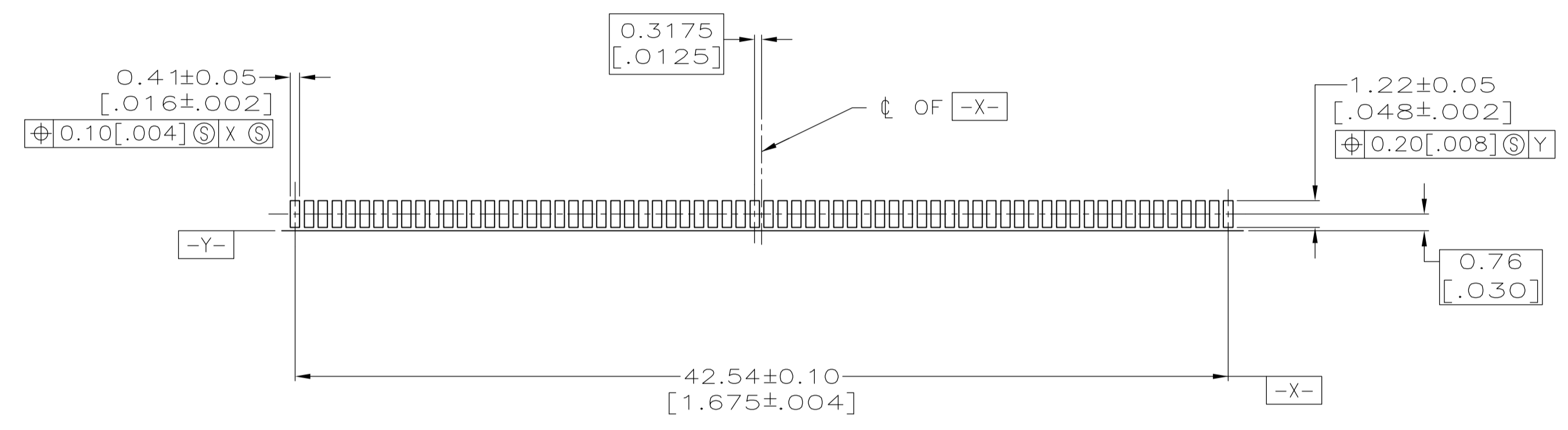


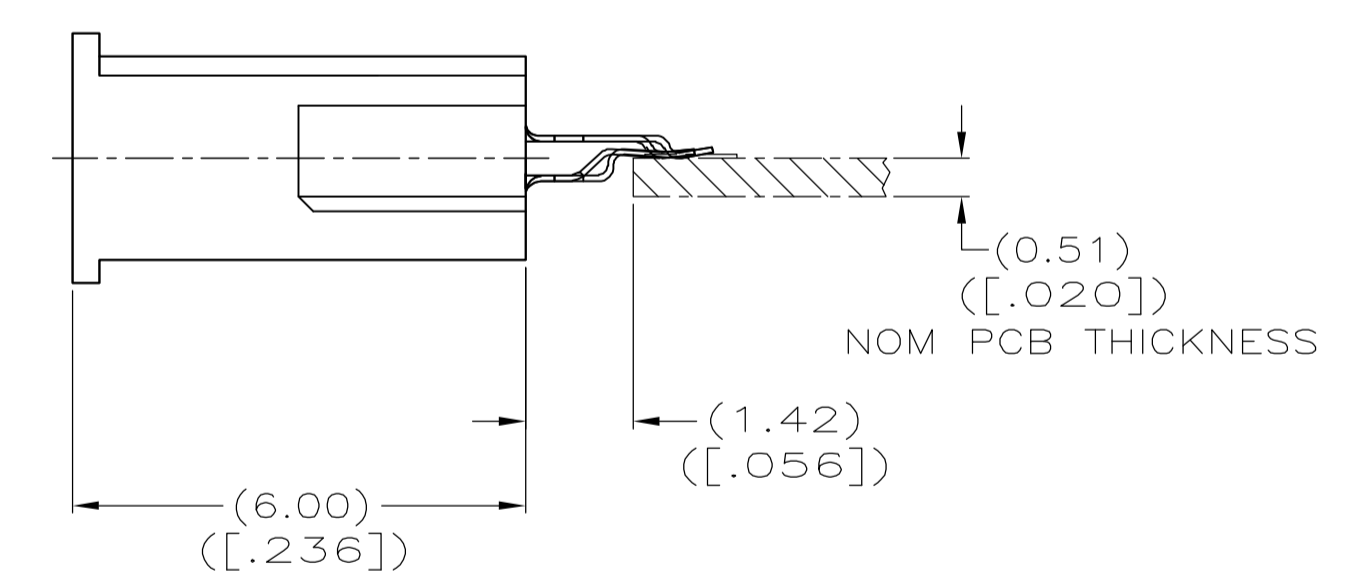
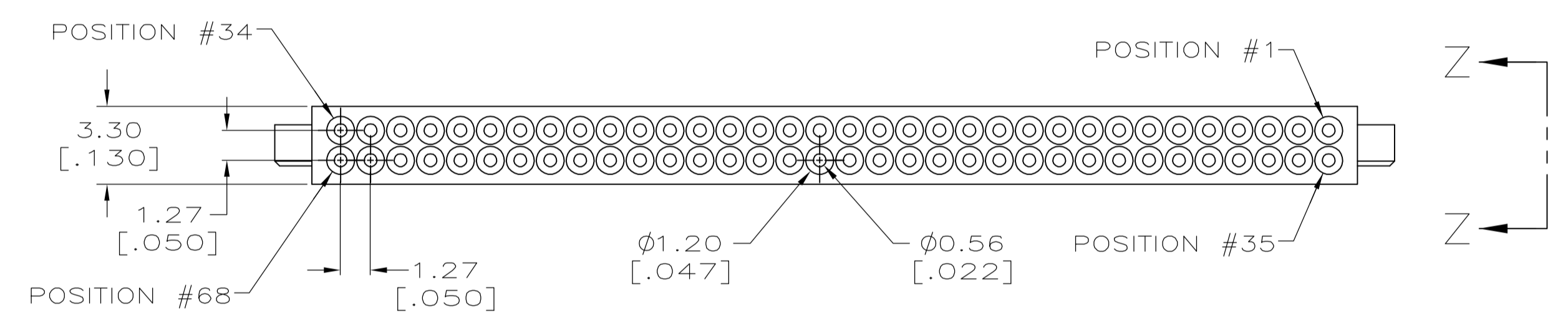
LOC		DIST		REVISIONS			
GP	00	P	LTR	DESCRIPTION	DATE	DWN	APVD
0				RELEASED PER PPR 095-05	15MAR06	JG	DG



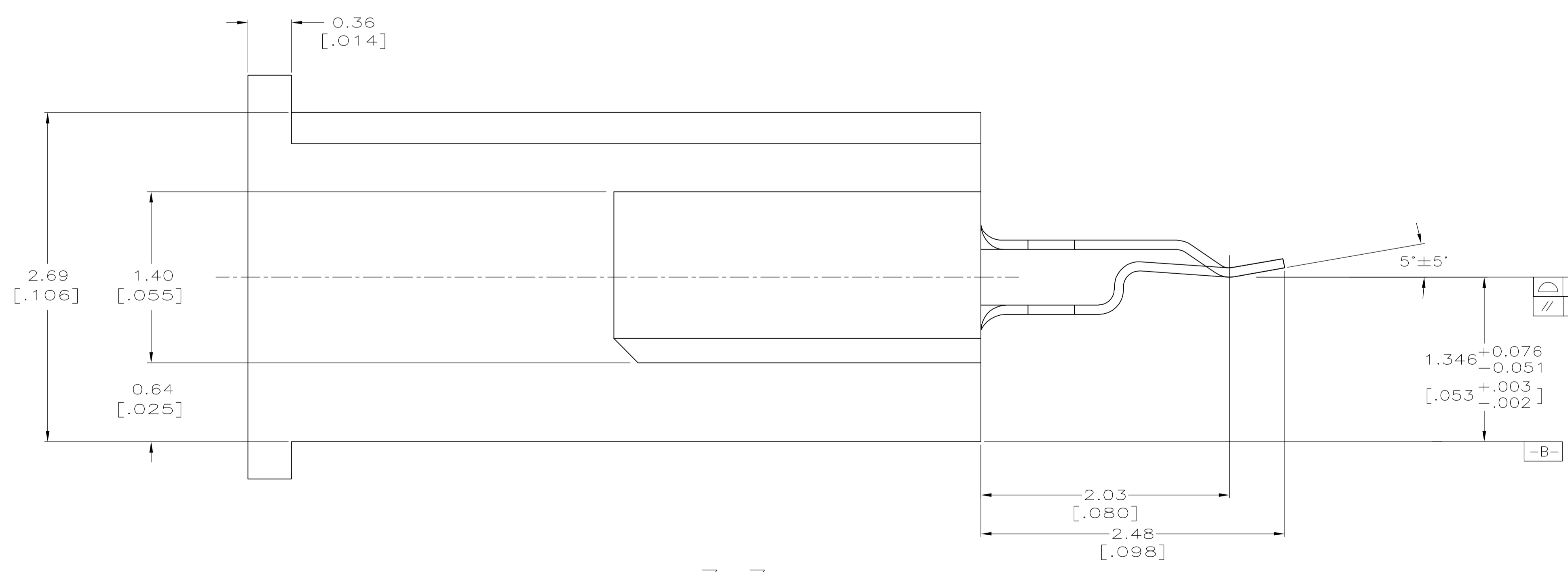
- ① HOUSING: LCP, GLASS FILLED, COLOR BLACK.
- ② CONTACTS: BERYLLIUM COPPER.
- ③ CONTACTS: 0.00076[.000030] MINIMUM GOLD ON MATING AREA, 0.00254[.000100] MINIMUM TIN ON SOLDER TAILS, ALL OVER 0.00127[.000050] MINIMUM NICKEL.
- ④ DIMENSION IN REFERENCE TO LOWEST POINT OF EACH LEAD.
- ⑤ POINT OF CONTACT 2.3[.091] REF FROM MATING FACE.
- ⑥ APPLIES TO ALL SOLDER TAILS.
- ⑦ PACKAGED IN 72mm WIDE TAPE AND PLASTIC REEL.



RECOMMENDED PC BOARD LAYOUT



RECOMMENDED PC BOARD LOCATION  
SCALE: 10:1



VIEW Z-Z  
SCALE 40:1

5146547-1  
PART NUMBER

THIS DRAWING IS A CONTROLLED DOCUMENT.		DIN J GERACE 15MAR06		Tyco Electronics Corporation Harrisburg, PA 17105-3608																	
DIMENSIONS: mm[INCHES]		CIK D GORENC 15MAR06		APVD M WALMSLEY 15MAR06	NAME	RECEPTACLE ASSEMBLY, 68 POS. IN-LINE, ZERO OFFSET, SURFACE MOUNT, PC CARD															
TOLERANCES UNLESS OTHERWISE SPECIFIED:		<table border="1"> <tr> <td>0 PL</td> <td>±</td> <td>-</td> </tr> <tr> <td>1 PL</td> <td>±</td> <td>-</td> </tr> <tr> <td>2 PL</td> <td>±</td> <td>-</td> </tr> <tr> <td>3 PL</td> <td>±</td> <td>0.13[.005]</td> </tr> <tr> <td>4 PL</td> <td>±</td> <td>0.30'</td> </tr> </table>		0 PL	±	-	1 PL	±	-	2 PL	±	-	3 PL	±	0.13[.005]	4 PL	±	0.30'	APPLICATION SPEC	SIZE	A1
0 PL	±	-																			
1 PL	±	-																			
2 PL	±	-																			
3 PL	±	0.13[.005]																			
4 PL	±	0.30'																			
MATERIAL		FINISH		WEIGHT	—																
CUSTOMER DRAWING		SCALE 5:1		SHEET 1 of 1	REV 0																