

# Printed-circuit board connector - DMC 1,5/ 9-G1F-3,5-LR P20THR - 1787085

Please be informed that the data shown in this PDF Document is generated from our Online Catalog. Please find the complete data in the user's documentation. Our General Terms of Use for Downloads are valid (<http://phoenixcontact.com/download>)

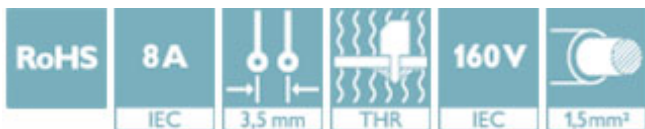
PCB headers, nominal current: 8 A, rated voltage (III/2): 160 V, number of positions: 9, pitch: 3.5 mm, color: black, contact surface: Tin, mounting: THR soldering




The figure shows a 10-pos. version with 20 contacts

## Why buy this product

- Designed for integration into the SMT soldering process
- Screwable flange for superior mechanical stability
- Automatic locking and intuitive release through Lock and Release operating lever in contrasting color
- Conductor connection on several levels enables higher contact density
- Small component size for applications where space is at a premium



## Key Commercial Data

Packing unit	50 STK
GTIN	 4 046356 596695
GTIN	4046356596695

## Technical data

### Dimensions

Length [ l ]	11.6 mm
Width	38.5 mm
Pitch	3.5 mm
Dimension a	28 mm
Width [ w ]	38.5 mm
Height [ h ]	12.8 mm
Constructional height	10.8 mm
Length of the solder pin	2 mm
Pin dimensions	0.8 x 0.8 mm

# Printed-circuit board connector - DMC 1,5/ 9-G1F-3,5-LR P20THR - 1787085

## Technical data

### Dimensions

Pin spacing	2.50 mm
Length	11.6 mm

### General

Range of articles	DMC 1,5/...G1F-THR
Insulating material group	IIIa
Rated surge voltage (III/3)	2.5 kV
Rated surge voltage (III/2)	2.5 kV
Rated surge voltage (II/2)	2.5 kV
Rated voltage (III/3)	160 V
Rated voltage (III/2)	160 V
Rated voltage (II/2)	250 V
Connection in acc. with standard	EN-VDE
Nominal current $I_N$	8 A
Maximum load current	8 A
Insulating material	LCP
Flammability rating according to UL 94	V0
Color	black
Number of positions	9

### Standards and Regulations

Connection in acc. with standard	EN-VDE
	CUL
Flammability rating according to UL 94	V0

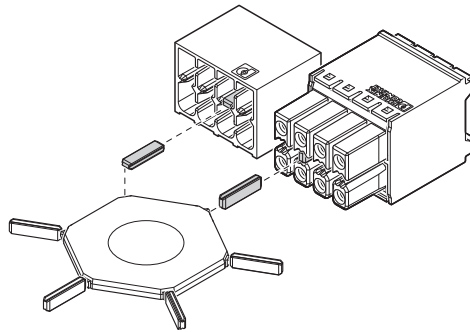
### Environmental Product Compliance

China RoHS	Environmentally friendly use period: unlimited = EFUP-e
	No hazardous substances above threshold values

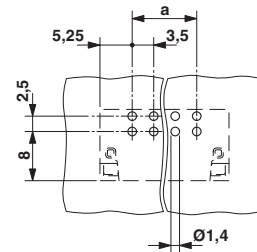
## Drawings

# Printed-circuit board connector - DMC 1,5/ 9-G1F-3,5-LR P20THR - 1787085

Schematic diagram

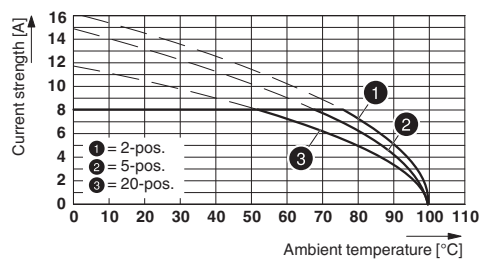


Drilling diagram

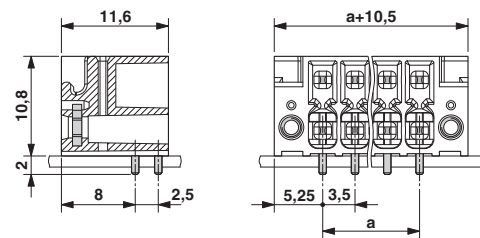


Use of the CP-DMC... coding profile

Diagram

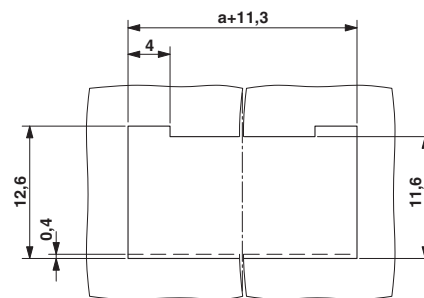


Dimensional drawing



Type: DFMC 1,5/...-ST-3,5-LR with DMC 1,5/...-G1F-3,5-LR P20 THR

Schematic diagram



Panel cutout

Approvals

Approvals

Approvals

VDE Gutachten mit Fertigungsüberwachung / IEC CB Scheme / EAC / cULus Recognized

# Printed-circuit board connector - DMC 1,5/ 9-G1F-3,5-LR P20THR - 1787085

## Approvals

Ex Approvals

### Approval details

VDE Gutachten mit Fertigungsüberwachung		<a href="http://www2.vde.com/de/Institut/Online-Service/VDE-gepruefteProdukte/Seiten/Online-Suche.aspx">http://www2.vde.com/de/Institut/Online-Service/VDE-gepruefteProdukte/Seiten/Online-Suche.aspx</a>	40038423
Nominal voltage UN		160 V	
Nominal current IN		8 A	

IECEE CB Scheme		<a href="http://www.iecee.org/">http://www.iecee.org/</a>	DE1-60359_B1_B2
Nominal voltage UN		160 V	
Nominal current IN		8 A	

EAC		B.01742
-----	--	---------

cULus Recognized		<a href="http://database.ul.com/cgi-bin/XYV/template/LISEXT/1FRAME/index.htm">http://database.ul.com/cgi-bin/XYV/template/LISEXT/1FRAME/index.htm</a>	E60425-20110128
	D	B	C
Nominal voltage UN	300 V	300 V	50 V
Nominal current IN	8 A	8 A	8 A

Phoenix Contact 2018 © - all rights reserved  
<http://www.phoenixcontact.com>

PHOENIX CONTACT GmbH & Co. KG  
 Flachsmarktstr. 8  
 32825 Blomberg  
 Germany  
 Tel. +49 5235 300  
 Fax +49 5235 3 41200  
<http://www.phoenixcontact.com>